

GREER POLICE DEPARTMENT

January 2022 Monthly Report



GREER POLICE DEPARTMENT

January 2022 Monthly Report

Command Staff

Chief Hamby

Captain Pressley

Lt. Fortenberry-

Administrative Division

Lt. Blackwell-

Operations Division

Lt. Richardson-

Patrol Division

Lt. Varner-

Investigations Division



No Parking Signage
behind Sonny's Grill

Lt. Fortenberry- Administrative Division

Staffing Report

2022 Greer Police Department Staffing Report				
Department	Total Allocated Positions	Current Staffing Level	Individuals on Light Duty, FMLA, or Military Leave	Positions to Fill
Sworn Officers	64 FT / 1 PT	57 FT / 0 PT	2	7 FT / 1 PT
Communications	12 FT	8 FT	0	4 FT
Detention	7 FT	7 FT	0	0 FT
Administrative	7 FT / 1 PT	6 FT / 1 PT	0	1 FT / 0 PT
Animal Control	1 FT	1 FT	0	0
Total	91 FT / 2 PT	79 FT / 1 PT	2	12 FT / 1 PT

Volunteer Hours

Citizen's Academy Volunteer Hours 2022		
Month	Monthly Total	Total YTD
January	62	62
February		
March		
April		
May		
June		
July		
August		
September		
October		
November		
December		

Training Report

Departmental Training Report 2022				
Month	Classes	# Of Students	# Of Class Hours	Total Training Time
January	6	71	25	395
February				
March				
April				
May				
June				
July				
August				
September				
October				
November				
December				
Total YTD	6	71	25	395

Lt. Fortenberry- Administrative Division

Monthly Records and Data Entry 2022	
Reports Coded	320
Traffic citations entered into Database	0
Record Requests / FOIA	356
Incident & Supplemental Reports Entered/ Copied Over	312
Expungements Received	0
Expungements Researched/ Completed/ Sealed	9
Total Expungements Remaining	142
Criminal History Checks	12
SLED Submittal	1

School Resource Officers Report

Daily Activities	Total
Conferences with Teachers/Admin Staff	41
Meetings with Students	59
Phone Conferences with Parents	19
Conferences with Parents (In-Person)	11
School Events	19
Class Room Visits	20
Incident Reports	3
Follow Ups	0
Training Classes	11

Lt. Blackwell- Operations Division

Communications Center

Dispatch and Call Frequency	Dec-21	Jan-22	% Change From Previous Month	Year to Date 2021	Year to Date 2022	% Change from previous year
Number of 911 Calls	1,450	1,412	-2.6%	1,369	1,412	3.1%
Incoming 7-Digit Line Calls	4,966	4,672	-5.9%	4,819	4,672	-3.1%
Police Calls for Service	2,642	2,409	-8.8%	2,540	2,409	-5.2%
Fire Calls for Service	1,048	1,158	10.5%	1,045	1,158	10.8%
Total Dispatched Calls	3,690	3,567	-3.3%	3,585	3,567	-0.5%

Detention Center

Inmate and Process Total	Dec-21	Jan-22	% Change From Previous Month	Year to Date 2021	Year to Date 2022	% Change from previous year
Number of Adults Processed	79	85	7.6%	130	85	-34.6%
Transported to Greenville	15	24	60.0%	35	24	-31.4%
Transported to Spartanburg	14	14	0.0%	19	14	-26.3%
Inmates Transport by 600	11	19	72.7%	16	19	18.8%
Number of trips made by 600	11	15	36.4%	11	15	36.4%
Inmates Transport by Patrol	14	19	35.7%	29	19	-34.5%
Number of trips made by patrol	13	17	30.8%	21	17	-19.0%
Juveniles Processed	0	0	0	0	0	0
Hours Covered by Patrol	0	0	0	0	0	0

Det. Off. transported 50% of the inmates in January.

Det. Off. transported 50% of inmates year to date 2022.

Lt. Blackwell- Operations Division

Animal Control Services

Animal Control Activity	Dec-21	Jan-22	% Change from Previous Month	Year to Date 2021	Year to Date 2022	% Change from Previous Year
Calls for Service	93	136	46%	158	136	-14%
Live Dogs Picked Up	5	9	80%	8	9	13%
Live Cats Picked Up	2	2	0%	4	2	-50%
Traps Delivered	3	1	-67%	6	1	-83%
Follow Up Calls	5	14	180%	15	14	-7%
Citations Issued	0	2	0	0	2	0

Lt. Blackwell- Operations Division

Property and Evidence/Court Security

Evidence & Time Management	Dec-21	Jan-22	% Change From Previous Month	Year to Date 2021	Year to Date 2022	% Change from previous year
Total Items Entered	159	114	-28.3%	136	114	-16.2%
New Items Entered	147	102	-30.6%	136	102	-25.0%
Items Purged	144	61	-57.6%	23	61	165.2%
Items Released	24	2	-91.7%	12	2	-83.3%
Cases Sent to Co 23 lab	13	13	0.0%	0	13	0
Cases Sent to Co 42 lab	10	8	-20.0%	0	8	0
Hours Spent at Labs	10.5	4.5	-57.1%	0	4.5	0
Hours Spent in Court	34.5	35	1.4%	18	35	94.4%

>250 drug items were destroyed utilizing Narc Gone

Lt. Richardson- Patrol Division

Police Patrol Activity	January-21	January-22	% Change	Last YTD	YTD	% Change
Citations issued	663	376	-43.29%	663	376	-43.29%
Arrests	127	78	-38.58%	127	78	-38.58%
Incident Reports	314	326	3.82%	314	326	3.82%
Collision Reports	113	131	15.93%	113	131	15.93%
Warning Citations	479	334	-30.27%	479	334	-30.27%
Patrol Miles	34,212	42,039	22.88%	34,212	42,039	22.88%
Warrants Served	90	52	-42.22%	90	52	-42.22%

Proactive Efforts

Monthly Patrol Proactive Policing						
DUI Arrests	Drug Charges	Driving Under Suspension	General Session Charges	Warrants Obtained	Drugs Seized	
10	12	72	26	38	Marijuana	355.7 grams
					Meth	861.7 grams
					Heroin	164.1 grams
					Cocaine	10.4 grams

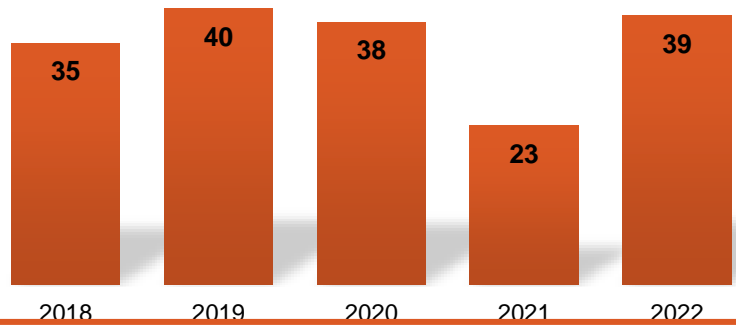
Please note- drug totals are high based on the use of a K-9 during a narcotics search warrant this month.

Lt. Varner- Investigations Division

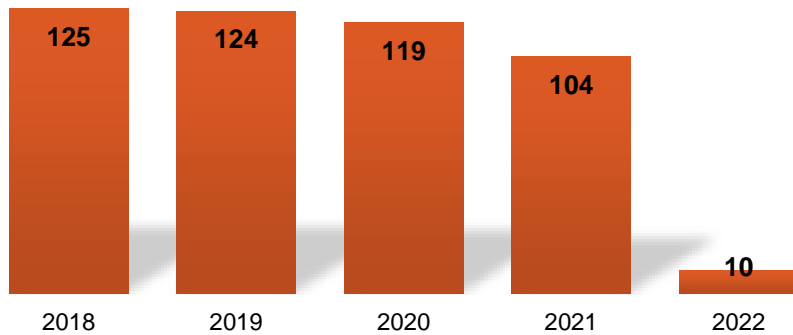
Cases Assigned YTD

A total of thirty-nine new cases were assigned to CID in January 2022.

CID Assigned Cases 2022 Total YTD



White Collar Cases 2022 Total



White-Collar Crimes

There were ten assigned white-collar cases in January.

Lt. Varner- Investigations Division

CID Closed Cases

The chart represents the total number of closed CID cases thru January 2022 broken down by crimes against persons and property crimes.

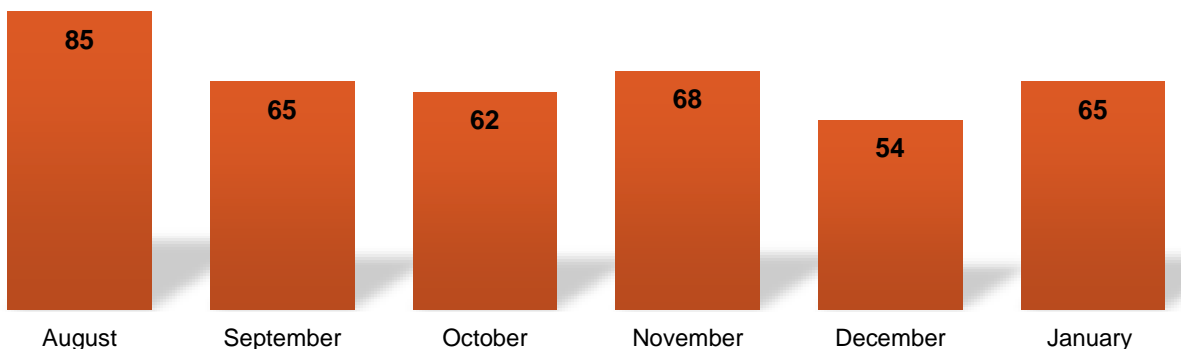
CID Closed Cases - 2022 Total (Admin, Ex-Clear, No Status, Unfounded, Arrest)



Crime Analyst

Crime Analyst Ellis left the agency at the beginning of this month and Clerk Chandler is filling in to assist as needed.

New VA Cases January 2022



New Victim Advocate Cases

There were sixty-five new victims in January 2021, and the average of new victims over the past six months is sixty-seven. VA Weibel assisted numerous victims this month with bill payment assistance, attending bond hearings, and sitting with victims during officer interviews. New Victim Advocate T. Self began her employment with the department and has already shown herself to be a valuable asset.

Lt. Varner- Investigations Division

CID TRAINING/OTHER

- VA Weibel attended Upstate Human Trafficking Task Force meeting.
- Det. Arterburn and Sgt. Forrester attended the January Crimestoppers meeting in Greenville.
- Sgt. Forrester and Chief Hamby met with the Marquis Richey family and Tracy Fant.
- Det. Arterburn assisted Homeland Security and investigators with the Secretary of State's office in regards to a Trade Street business potentially selling counterfeit goods.
- Det. Williams began his new detective position with CID for a couple weeks before leaving on FMLA.