

GREER POLICE DEPARTMENT

November 2021 Monthly Report



GREER POLICE DEPARTMENT

November 2021 Monthly Report

Command Staff

Chief Hamby

Captain Pressley

Lt. Fortenberry-

Administrative Division

Lt. Blackwell-

Operations Division

Lt. Richardson-

Patrol Division

Lt. Varner-

Investigations Division



Eddie Eagle
presentation at
Crestview Elementary

Lt. Fortenberry- Administrative Division

Staffing Report

2021 Greer Police Department Staffing Report				
Department	Total Allocated Positions	Current Staffing Level	Individuals on Light Duty, FMLA, or Military Leave	Positions to Fill
Sworn Officers	64 FT / 1 PT	57 FT / 0 PT	1	7 FT / 1 PT
Communications	12 FT	10 FT	1	2 FT
Detention	7 FT	7 FT	0	0 FT
Administrative	7 FT / 1 PT	6 FT / 1 PT	0	1 FT / 0 PT
Animal Control	1 FT	1 FT	0	0
Total	91 FT / 2 PT	81 FT / 1 PT	2	10 FT / 1 PT

Volunteer Hours

Citizen's Academy Volunteer Hours 2021		
Month	Monthly Total	Total YTD
January	87	87
February	40.5	127.5
March	144	271.5
April	86.5	358
May	88.5	446.5
June	99.5	546
July	108.5	654.5
August	124.5	779
September	90.5	869.5
October	56.5	926
November	126.5	1,052.5
December		

Training Report

Departmental Training Report 2021				
Month	Classes	# Of Students	# Of Class Hours	Total Training Time
January	12	120	46	508
February	15	156	50	501
March	12	151	98.5	1,224
April	12	171	73.5	1,973
May	14	121	24	222.5
June	5	89	108.5	1412.5
July	5	91	23	356
August	10	147	79	786
September	12	170	88	1,126
October	6	55	22	187
November	7	107	22.5	310.5
December				
Total YTD	110	1,378	635	8,596.5



Lt. Fortenberry- Administrative Division

Monthly Records and Data Entry 2021	
Reports Coded	445
Traffic citations entered into Database	1
Record Requests / FOIA	305
Incident & Supplemental Reports Entered/ Copied Over	489
Expungements Received	27
Expungements Researched/ Completed/ Sealed	0
Total Expungements Remaining	185
Criminal History Checks	10
SLED Submittal	1

School Resource Officers Report

Daily Activities	Total
Conferences with Teachers/Admin Staff	39
Meetings with Students	50
Phone Conferences with Parents	15
Conferences with Parents (In-Person)	12
School Events	20
Class Room Visits	19
Incident Reports	1
Follow Ups	2
Training Classes	14

Lt. Blackwell- Operations Division

Communications Center

Dispatch and Call Frequency	Oct-21	Nov-21	% Change From Previous Month	Year to Date 2020	Year to Date 2021	% Change from previous year
Number of 911 Calls	1,464	1,447	-1.2%	14,248	14,956	5.0%
Incoming 7-Digit Line Calls	5,553	5,290	-4.7%	55,206	61,016	10.5%
Police Calls for Service	3,496	2,975	-14.9%	32,321	35,085	8.6%
Fire Calls for Service	1,161	1,016	-12.5%	9,127	10,884	19.3%
Total Dispatched Calls	4,657	3,991	-14.3%	41,448	45,968	10.9%

Detention Center

Inmate and Process Total	Oct-21	Nov-21	% Change From Previous Month	Year to Date 2020	Year to Date 2021	% Change from previous year
Number of Adults Processed	80	86	7.5%	1,064	951	-10.6%
Transported to Greenville	23	37	60.9%	281	281	0.0%
Transported to Spartanburg	12	12	0.0%	223	167	-25.1%
Inmates Transport by 600	14	19	35.7%	177	126	-28.8%
Number of trips made by 600	11	14	27.3%	64	101	57.8%
Inmates Transport by Patrol	21	27	28.6%	229	288	25.8%
Number of trips made by patrol	19	23	21.1%	125	231	84.8%
Juveniles Processed	1	1	0.0%	27	20	-25.9%
Hours Covered by Patrol	0	0	0.0%	72	0	-100.0%

Det. Off. transported 39% of the inmates in November.

Det. Off. transported 30% of inmates year to date 2021.

Lt. Blackwell- Operations Division

Animal Control Services

Animal Control Activity	Oct-21	Nov-21	% Change from Previous Month	Year to Date 2020	Year to Date 2021	% Change from Previous Year
Calls for Service	163	128	-21%	1,286	1,603	25%
Live Dogs Picked Up	12	4	-67%	59	69	17%
Live Cats Picked Up	7	6	-14%	49	58	18%
Traps Delivered	6	6	0%	48	50	4%
Follow Up Calls	10	8	-20%	75	120	60%
Citations Issued	1	1	0%	1	14	1,300%

Lt. Blackwell- Operations Division

Property and Evidence/Court Security

Evidence & Time Management	Oct-21	Nov-21	% Change From Previous Month	Year to Date 2020	Year to Date 2021	% Change from previous year
Total Items Entered	161	239	48.4%	1840	1756	-4.6%
New Items Entered	137	209	52.6%	1224	1490	21.7%
Items Purged	11	242	2,100.0%	302	396	31.1%
Items Released	16	18	12.5%	143	115	-19.6%
Cases Sent to Co 23 lab	0	20	0	168	89	-47.0%
Cases Sent to Co 42 lab	0	0	0	110	45	-59.1%
Hours Spent at Labs	2	7.5	275.0%	54	47	-13.0%
Hours Spent in Court	58	43.5	-25.0%	301	408.5	35.7%

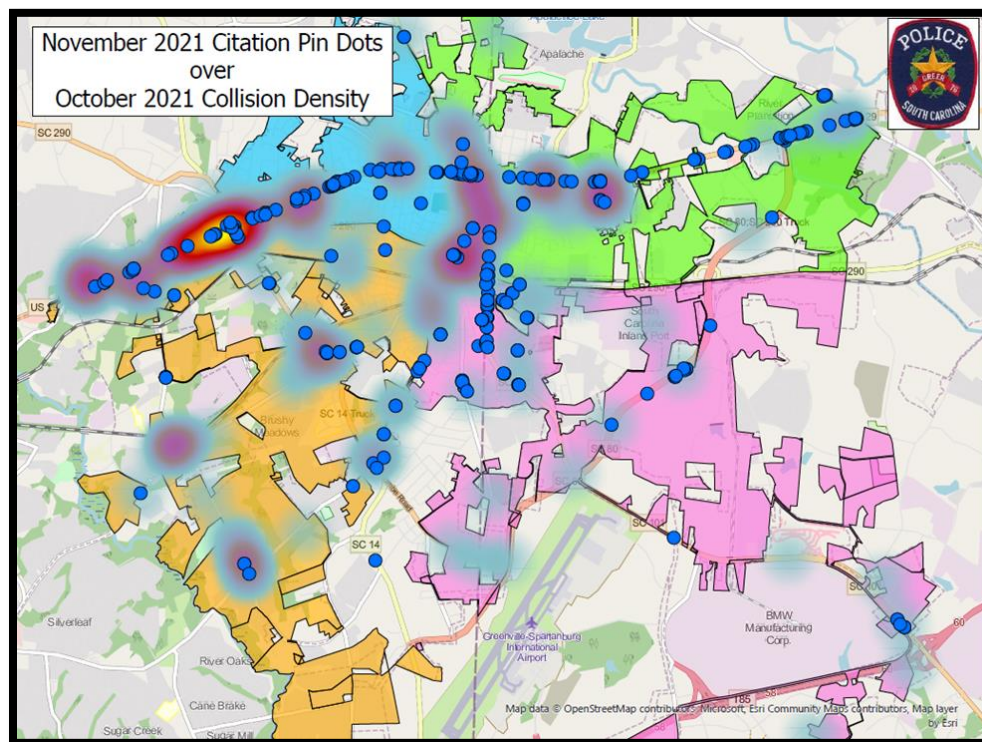
Off. Stacy and Lt. Blackwell spent 2.5 full days purging large items/old items from P&E.

An inventory of the cage will be conducted in December.

Lt. Richardson- Patrol Division

Police Patrol Activity	November-20	November-21	% Change	Last YTD	YTD	% Change
Citations issued	190	335	76.32%	3,656	4,746	29.81%
Arrests	90	84	-6.67%	1,269	1,126	-11.27%
Incident Reports	241	379	57.26%	2,989	3,944	31.95%
Collision Reports	140	159	13.57%	1,304	1,567	20.17%
Warning Citations	236	321	36.02%	3,164	3,926	24.08%
Patrol Miles	32,021	39,013	21.84%	300,781	430,471	43.12%
Warrants Served	62	70	12.90%	901	760	-15.65%

November 2021 Traffic Collision And Enforcement Efforts



The blue dots show where the collisions took place during the month of November. The density shows where officers have worked specifically on traffic to attempt to reduce collisions.

Lt. Richardson- Patrol Division

Proactive Efforts

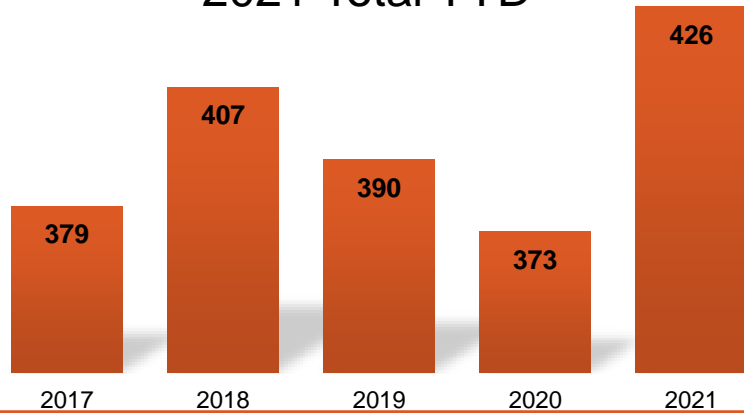
Monthly Patrol Proactive Policing						
DUI Arrests	Drug Charges	Driving Under Suspension	General Session Charges	Warrants Obtained	Drugs Seized	
9	7	51	34	49	Marijuana	17 grams
					Meth	1.3 grams
					Heroin	0 grams
					Cocaine	0 grams

Lt. Varner- Investigations Division

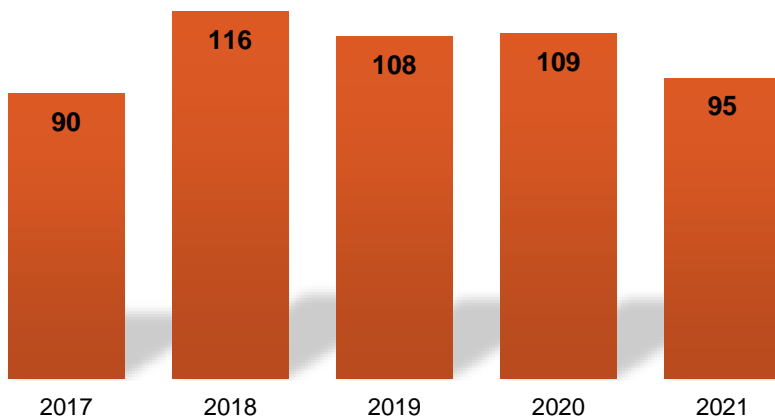
Cases Assigned YTD

A total of thirty-nine new cases were assigned to CID in November 2021. Property crimes were the most assigned cases for this month.

CID Assigned Cases 2021 Total YTD



White Collar Cases 2021 Total



White-Collar Crimes

There were eight assigned white-collar cases in November. White-collar cases are still within the previous years' averages.

Lt. Varner- Investigations Division

CID Closed Cases

The chart represents the total number of closed CID cases thru November 2021; broken down by crimes against persons and property crimes.

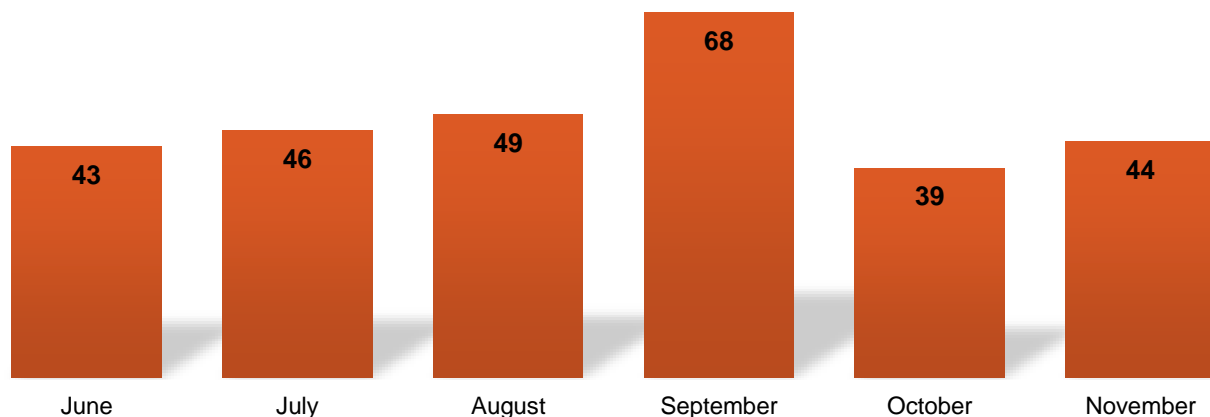
CID Closed Cases - 2021 Total (Admin, Ex-Clear, No Status, Unfounded, Arrest)



Crime Analyst Cases Worked

Crime Analyst Ellis worked forty-four cases during the month of November. Ellis has mapped several GeoTime search warrant results for detective cases, with several positive results, and record's numbers for cases. Some of the mappings have cleared numerous commercial burglaries within the past six months. Ellis has also been working with Flock to have a new Flock camera installed within the city.

Crime Analysis - Cases Worked November 2021

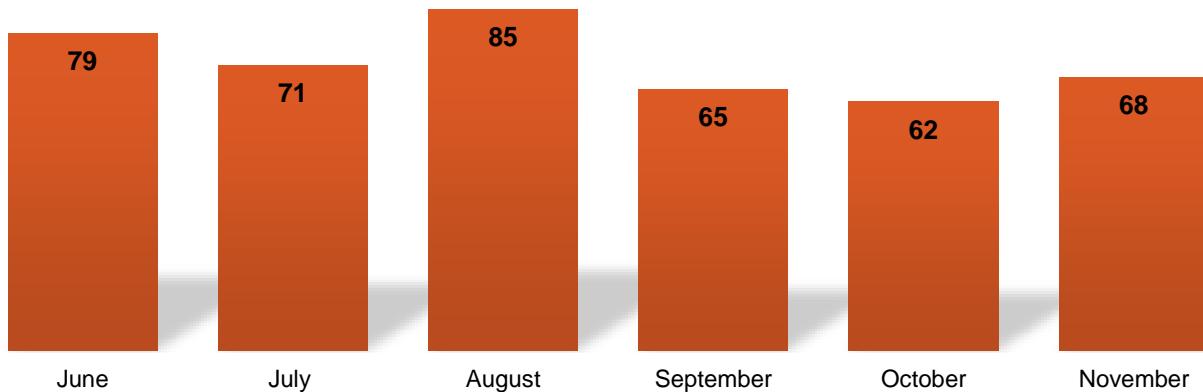


Lt. Varner- Investigations Division

New Victim Advocate Cases

There were sixty-eight new victims in November 2021, and the average of new victims over the past six months is seventy-two.

New VA Cases November 2021



CID TRAINING/OTHER

- CID sworn personnel completed quarterly firearms qualifications.
- Det. Arterburn attended two days of N.T.O.A. online webinar Negotiator training.
- CID participated in four toy drives with WSPA for Cops for Tots.
- Cpl. Beaudin joined CID as the new Safe Neighborhood Officer & began working significant firearm cases.
- Cpl. Beaudin signed warrants for a suspect in a 2020 attempted murder case.
- Det. Arterburn obtained warrants on Michael Travis Waddell for construction site thefts.