

GREER POLICE DEPARTMENT

September 2021 Monthly Report



GREER POLICE DEPARTMENT

September 2021 Monthly Report

Command Staff

Chief Hamby

Captain Pressley

Lt. Fortenberry-

Administrative Division

Lt. Blackwell-

Operations Division

Lt. Richardson-

Patrol Division

Lt. Varner-

Investigations Division



De-Escalation and Duty
Training for all sworn
Officers

Lt. Fortenberry- Administrative Division

Staffing Report

2021 Greer Police Department Staffing Report				
Department	Total Allocated Positions	Current Staffing Level	Individuals on Light Duty, FMLA, or Military Leave	Positions to Fill
Sworn Officers	64 FT / 1 PT	60 FT / 0 PT	1	4 FT / 1 PT
Communications	12 FT	10 FT	0	2 FT
Detention	7 FT	7 FT	0	0 FT
Administrative	7 FT / 1 PT	6 FT / 1 PT	0	1 FT / 0 PT
Animal Control	1 FT	1 FT	0	0
Total	91 FT / 2 PT	84 FT / 1 PT	1	7 FT / 1 PT

Volunteer Hours

Citizen's Academy Volunteer Hours 2021		
Month	Monthly Total	Total YTD
January	87	87
February	40.5	127.5
March	144	271.5
April	86.5	358
May	88.5	446.5
June	99.5	546
July	108.5	654.5
August	124.5	779
September	90.5	869.5
October		
November		
December		

Training Report

Departmental Training Report 2021				
Month	Classes	# Of Students	# Of Class Hours	Total Training Time
January	12	120	46	508
February	15	156	50	501
March	12	151	98.5	1,224
April	12	171	73.5	1,973
May	14	121	24	222.5
June	5	89	108.5	1412.5
July	5	91	23	356
August	10	147	79	786
September	12	170	88	1,126
October				
November				
December				
Total YTD	97	1,216	590.5	8,099



Lt. Fortenberry- Administrative Division

Monthly Records and Data Entry 2021	
Reports Coded	508
Traffic citations entered into Database	0
Record Requests / FOIA	314
Incident & Supplemental Reports Entered/ Copied Over	411
Expungements Received	2
Expungements Researched/ Completed/ Sealed	19
Total Expungements Remaining	167
Criminal History Checks	25
SLED Submittal	1

School Resource Officers Report

Daily Activities	Total
Conferences with Teachers/Admin Staff	30
Meetings with Students	89
Phone Conferences with Parents	25
Conferences with Parents (In-Person)	20
School Events	32
Class Room Visits	13
Incident Reports	7
Follow Ups	2
Training Classes	20

Lt. Blackwell- Operations Division

Communications Center

Dispatch and Call Frequency	Aug-21	Sep-21	% Change From Previous Month	Year to Date 2020	Year to Date 2021	% Change from previous year
Number of 911 Calls	1,516	1,338	-11.7%	11,330	12,045	6.3%
Incoming 7-Digit Line Calls	6,291	5,229	-16.9%	44,680	50,173	12.3%
Police Calls for Service	3,615	3,593	-0.6%	26,734	28,614	7.0%
Fire Calls for Service	1,098	1,135	3.4%	7,143	8,707	21.9%
Total Dispatched Calls	4,713	4,728	0.3%	33,877	37,320	10.2%

Detention Center

Inmate and Process Total	Aug-21	Sep-21	% Change From Previous Month	Year to Date 2020	Year to Date 2021	% Change from previous year
Number of Adults Processed	92	81	-12.0%	890	785	-11.8%
Transported to Greenville	30	22	-26.7%	234	221	-5.6%
Transported to Spartanburg	16	15	-6.3%	187	143	-23.5%
Inmates Transport by 600	4	4	0.0%	165	93	-43.6%
Number of trips made by 600	4	4	0.0%	57	76	33.3%
Inmates Transport by Patrol	41	34	-17.1%	205	240	17.1%
Number of trips made by patrol	32	32	0.0%	86	189	119.8%
Juveniles Processed	1	0	-100.0%	24	18	-25.0%
Hours Covered by Patrol	0	0	0	48	0	-100.0%

Det. Off. transported 11% of the inmates in September.

Det. Off. transported 26% of inmates year to date 2021.

Lt. Blackwell- Operations Division

Animal Control Services

Animal Control Activity	Aug-21	Sep-21	% Change from Previous Month	Year to Date 2020	Year to Date 2021	% Change from Previous Year
Calls for Service	156	108	-31%	1,048	1,312	25%
Live Dogs Picked Up	10	5	-50%	46	53	15%
Live Cats Picked Up	6	5	-17%	43	45	5%
Traps Delivered	6	0	-100%	36	38	6%
Follow Up Calls	7	12	71%	61	102	67%
Citations Issued	0	0	0	1	12	1,100%

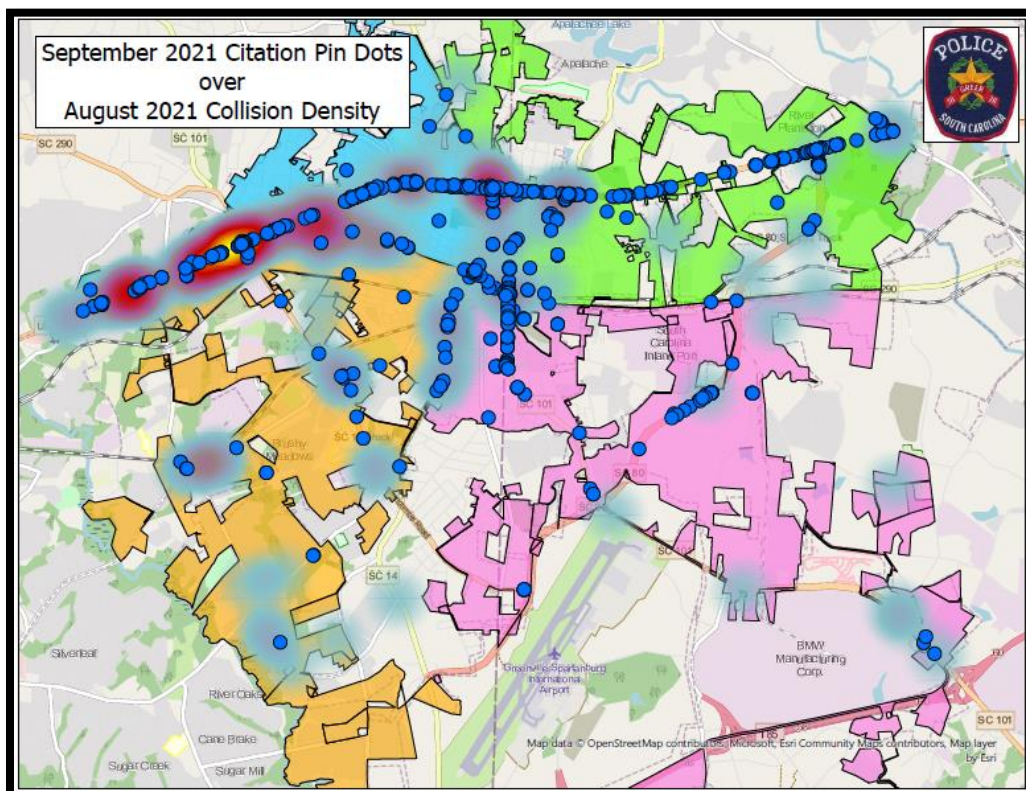
Property and Evidence/Court Security

Evidence & Time Management	Aug-21	Sep-21	% Change From Previous Month	Year to Date 2020	Year to Date 2021	% Change from previous year
Total Items Entered	87	59	-32.2%	1531	1356	-11.4%
New Items Entered	87	59	-32.2%	971	1144	17.8%
Items Purged	20	18	-10.0%	278	143	-48.6%
Items Released	14	9	-35.7%	128	81	-36.7%
Cases Sent to Co 23 lab	0	0	0	148	69	-53.4%
Cases Sent to Co 42 lab	0	0	0	100	45	-55.0%
Hours Spent at Labs	0	0	0	48.5	37.5	-22.7%
Hours Spent in Court	39	47.5	21.8%	244.5	307	25.6%

Lt. Richardson- Patrol Division

Police Patrol Activity	Sept-20	Sept-21	% Change	Last YTD	YTD	% Change
Citations issued	277	803	189.89%	3,466	3,878	11.89%
Arrests	107	105	-1.87%	1,179	933	-20.87%
Incident Reports	325	374	15.08%	2,748	3,201	16.48%
Collision Reports	114	142	24.56%	1,164	1,224	5.15%
Warning Citations	287	525	82.93%	2,928	3,240	10.66%
Patrol Miles	34,122	48,371	41.76%	268,760	342,544	27.45%
Warrants Served	64	63	-1.56%	839	638	-23.96%

September 2021 Traffic Collision And Enforcement Efforts



The blue dots show where the collisions took place during the month of September. The density shows where officers have worked specifically on traffic to attempt to reduce collisions.

Lt. Richardson- Patrol Division

Proactive Efforts

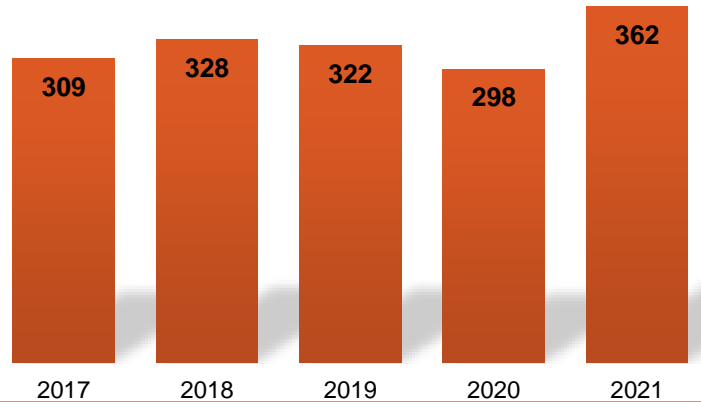
<i>Monthly Patrol Proactive Policing</i>						
DUI Arrests	Drug Charges	Driving Under Suspension	General Session Charges	Warrants Obtained	Drugs Seized	
10	13	114	56	49	Marijuana	.1 grams
					Meth	7.10 grams
					Heroin	0 grams
					Cocaine	1 gram

Lt. Varner- Investigations Division

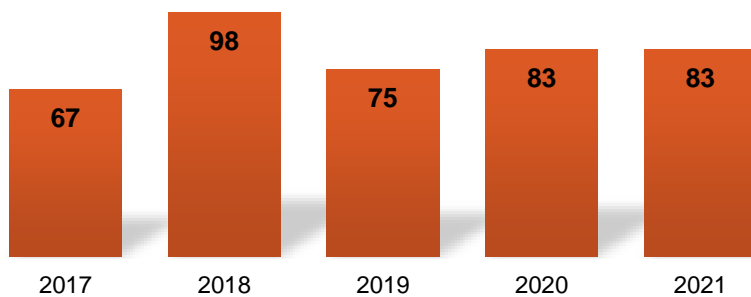
Cases Assigned YTD

A total of fifty-two new cases were assigned to CID in September 2021. Property crime cases are continuing to trend higher and the YTD totals are continuing to trend high as well.

CID Assigned Cases 2021 Total YTD



White Collar Cases 2021 Total



White Collar Crimes

There were seventeen assigned white collar cases in September. White collar cases are still within the previous years' averages, although this month consisted of more assigned cases than the previous several months.

Lt. Varner- Investigations Division

CID Closed Cases

The chart represents the total number of closed CID cases thru September 2021; broken down by crimes against persons and property crimes.

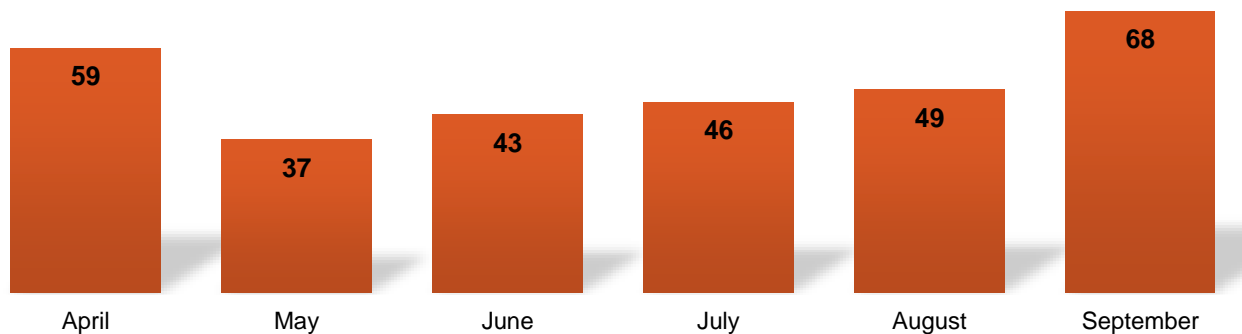
CID Closed Cases - 2021 Total (Admin, Ex-Clear, No Status, Unfounded, Arrest)



Crime Analyst Cases Worked

Crime Analyst Ellis worked sixty-eight cases during the month of September. Ellis has created numerous social media posts this month, several of which have resulted in positive suspect identifications. Ellis has worked diligently to gather data for the commercial burglaries having occurred since July.

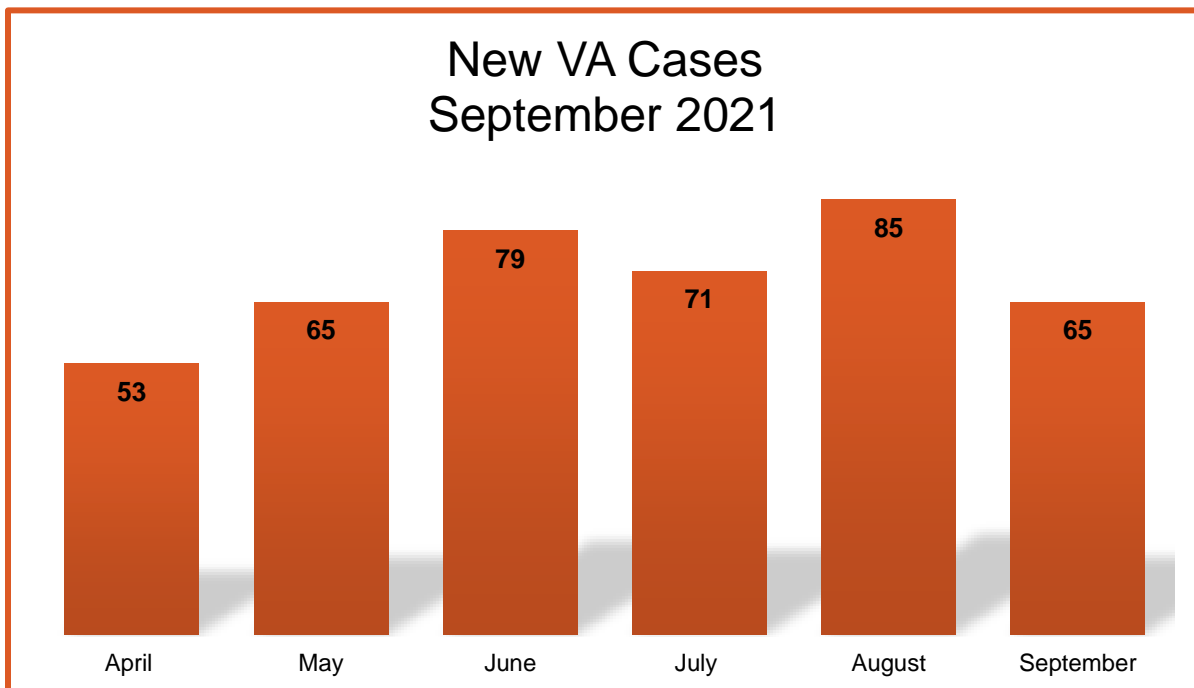
Crime Analysis - Cases Worked September 2021



Lt. Varner- Investigations Division

New Victim Advocate Cases

There were sixty-five new victims in September 2021, and the average of new victims over the past six months is seventy. VA Eison ended her employment with Greer PD and the application process is open to re-fill the second position. VA Weibel completed a webinar on ankle monitors through SCVAN, and on DCVC Fines, Fees, and Assessment Funds and a webinar on the Homicide Support Group. VA Weibel responded to assist with a suicide of a minor. VA Weibel attended DV Fatality Review Board in Greenville.



CID TRAINING/OTHER

- All CID sworn personnel attended Blue to Gold training for Duty to Intervene and De-escalation and completed annual EVO training.
- Det. Hemric responded to investigate the death of a 13 year old minor.
- Sgt. Forrester and Det. Arterburn attended Suicide Prevention training at the Elks lodge in Greenville.
- Lt. Varner, Sgt. Forrester, and Crime Analyst Ellis attended the six month supervisor retreat.
- CID Personnel attended the City of Greer Benefits Fair.