

GREER POLICE DEPARTMENT

June 2021 Monthly Report



GREER POLICE DEPARTMENT

June 2021 Monthly Report

Command Staff

Chief Hamby

Captain Pressley

Lt. Fortenberry-

Administrative Division

Lt. Blackwell-

Operations Division

Lt. Richardson-

Patrol Division

Lt. Varner-

Investigations Division



Cops for Tots donation
from CBL State
Savings Bank

Lt. Fortenberry- Administrative Division

Staffing Report

2021 Greer Police Department Staffing Report				
Department	Total Allocated Positions	Current Staffing Level	Individuals on Light Duty, FMLA, or Military Leave	Positions to Fill
Sworn Officers	62 FT / 1 PT	58 FT / 0 PT	2	4 FT / 1 PT
Communications	12 FT	10 FT	0	2 FT
Detention	7 FT	7 FT	0	0 FT
Administrative	7 FT / 1 PT	7 FT / 1 PT	1	0 FT / 0 PT
Animal Control	1 FT	1 FT	0	0
Total	89 FT / 2 PT	83 FT / 1 PT	3	6 FT / 1 PT

Volunteer Hours

Citizen's Academy Volunteer Hours 2021		
Month	Monthly Total	Total YTD
January	87	87
February	40.5	127.5
March	144	271.5
April	86.5	358
May	88.5	446.5
June	99.5	546
July		
August		
September		
October		
November		
December		

Training Report

Departmental Training Report 2021				
Month	Classes	# Of Students	# Of Class Hours	Total Training Time
January	12	120	46	508
February	15	156	50	501
March	12	151	98.5	1,224
April	12	171	73.5	1,973
May	14	121	24	222.5
June	5	89	108.5	1412.5
July				
August				
September				
October				
November				
December				
Total YTD	70	808	400.5	5,831

Lt. Fortenberry- Administrative Division

Monthly Records and Data Entry 2021	
Reports Coded	471
Traffic citations entered into Database	2
Record Requests / FOIA	369
Incident & Supplemental Reports Entered/ Copied Over	518
Expungements Received	0
Expungements Researched/ Completed/ Sealed	0
Total Expungements Remaining	213
Criminal History Checks	6
SLED Submittal	0

School Resource Officers Report

Daily Activities	Total
Conferences with Teachers/Admin Staff	13
Meetings with Students	13
Phone Conferences with Parents	10
Conferences with Parents (In-Person)	1
School Events	4
Class Room Visits	13
Incident Reports	2
Follow Ups	0
Training Classes	15

Lt. Fortenberry- Administrative Division

Community Outreach

Graffiti Downtown/ City Park
Removed



Fist Bump (Last Day of School) at
Crestview Elementary



Lt. Blackwell- Operations Division

Communications Center

Dispatch and Call Frequency	May-21	Jun-21	% Change From Previous Month	Year to Date 2020	Year to Date 2021	% Change from previous year
Number of 911 Calls	1,354	1,369	1.1%	7,485	7,808	4.3%
Incoming 7-Digit Line Calls	5,551	6,160	11.0%	29,484	31,736	7.6%
Police Calls for Service	3,235	3,482	7.6%	17,789	18,171	2.1%
Fire Calls for Service	977	923	-5.5%	4,569	5,511	20.6%
Total Dispatched Calls	4,212	4,405	4.6%	22,358	23,681	5.9%

Detention Center

Inmate and Process Total	May-21	Jun-21	% Change From Previous Month	Year to Date 2020	Year to Date 2021	% Change from previous year
Number of Adults Processed	102	99	-2.9%	593	529	-10.8%
Transported to Greenville	37	23	-37.8%	144	140	-2.8%
Transported to Spartanburg	15	24	60.0%	126	93	-26.2%
Inmates Transport by 600	9	18	100.0%	121	65	-46.3%
Number of trips made by 600	7	16	128.6%	27	55	103.7%
Inmates Transport by Patrol	36	24	-33.3%	149	137	-8.1%
Number of trips made by patrol	27	20	-25.9%	43	108	151.2%
Juveniles Processed	6	3	-50.0%	10	15	50.0%
Hours Covered by Patrol	0	0	0	48	0	-100.0%

Det. Off. transported 38.3% of the inmates in June.

Det. Off. transported 32.2% of inmates year to date 2021.

Lt. Blackwell- Operations Division

Animal Control Services

Animal Control Activity	May-21	Jun-21	% Change from Previous Month	Year to Date 2020	Year to Date 2021	% Change from Previous Year
Calls for Service	164	168	2%	672	906	35%
Live Dogs Picked Up	3	5	67%	32	30	-6%
Live Cats Picked Up	1	2	100%	16	24	50%
Traps Delivered	4	6	50%	18	32	78%
Follow Up Calls	7	12	71%	45	73	62%
Citations Issued	0	0	0	1	12	1100%

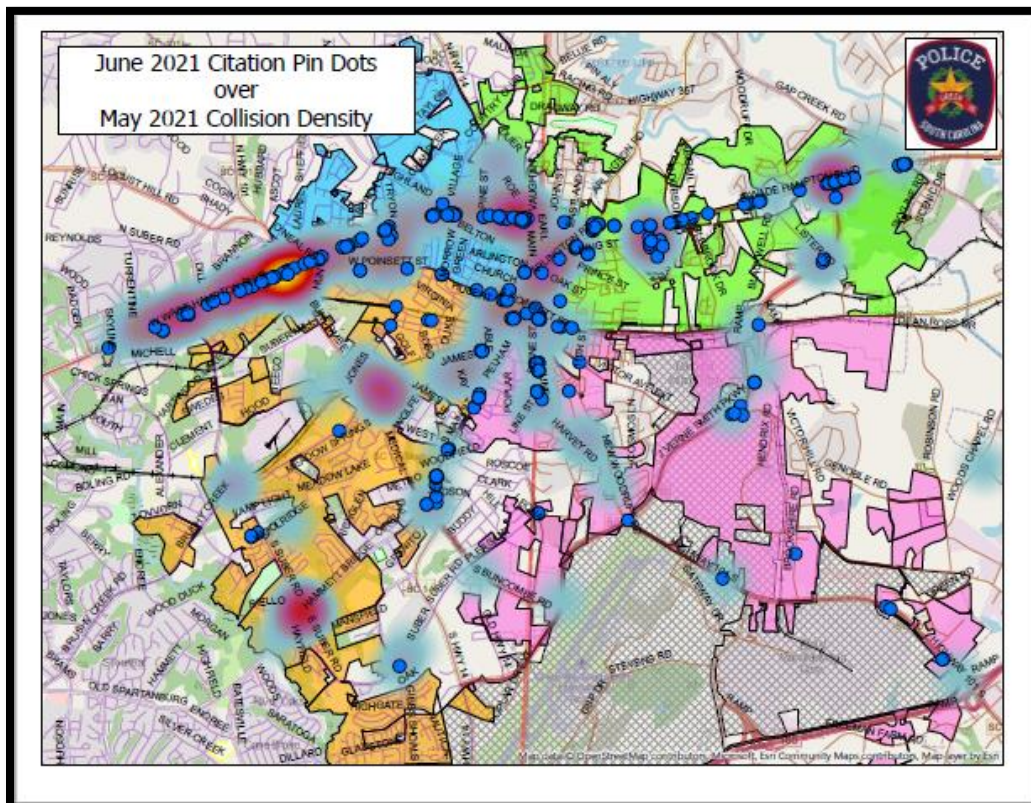
P&E/Court Security

Evidence & Time Management	May-21	Jun-21	% Change From Previous Month	Year to Date 2020	Year to Date 2021	% Change from previous year
Total Items Entered	136	192	41.2%	977	1046	7.1%
New Items Entered	84	192	128.6%	497	864	73.8%
Items Purged	26	9	-65.4%	224	95	-57.6%
Items Released	3	8	166.7%	51	46	-9.8%
Cases Sent to Co 23 lab	17	0	-100.0%	112	51	-54.5%
Cases Sent to Co 42 lab	13	0	-100.0%	78	26	-66.7%
Hours Spent at Labs	12	0	-100.0%	31.5	28.5	-9.5%
Hours Spent in Court	57.5	48	-16.5%	156.5	178.5	14.1%

Lt. Richardson- Patrol Division

Police Patrol Activity	June-20	June-21	% Change	Last YTD	YTD	% Change
Citations issued	197	332	68.53%	2,170	2,347	8.16%
Arrests	91	98	7.69%	631	636	0.79%
Incident Reports	335	378	12.84%	1,918	2,106	9.80%
Collision Reports	114	134	17.54%	688	812	18.02%
Warning Citations	254	457	79.92%	1,937	1,967	1.55%
Patrol Miles	34,578	39,756	14.97%	224,606	212,972	-5.18%
Warrants Served	58	72	24.14%	416	443	6.49%

June 2021 Traffic Collision And Enforcement Efforts



The blue dots show where the collisions took place during the month of June. The density shows where officers have worked specifically on traffic to attempt to reduce collisions.

Lt. Richardson- Patrol Division

Proactive Efforts

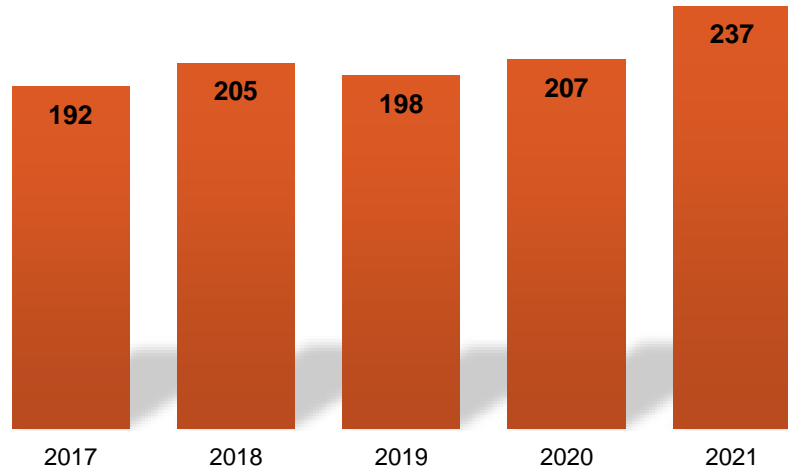
Monthly Patrol Proactive Policing						
DUI Arrests	Drug Charges	Driving Under Suspension	General Session Charges	Warrants Obtained	Drugs Seized	
12	9	53	34	61	Marijuana	55 grams
					Meth	3.6 grams
					Heroin	.9 grams
					Cocaine	1 grams

Lt. Varner- Investigations Division

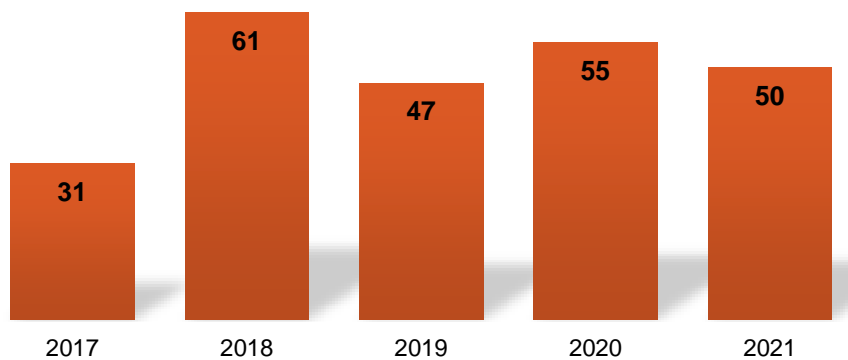
Cases Assigned YTD

A total of forty-two new cases were assigned to CID in June 2021. Property crimes were the most assigned cases. Auto thefts were very significant this month and arrests were made in connection to several of these cases. Our YTD case assignment numbers are continuing to trend higher than the previous four years.

CID Assigned Cases 2021 Total YTD



White Collar Cases 2021 Total



White Collar Crimes

There were six assigned white collar cases in June. The white collar cases are trending the same as the past few years.

Lt. Varner- Investigations Division

CID Closed Cases

The chart represents the total number of closed CID cases thru June 2021; broken down by crimes against persons and property crimes.

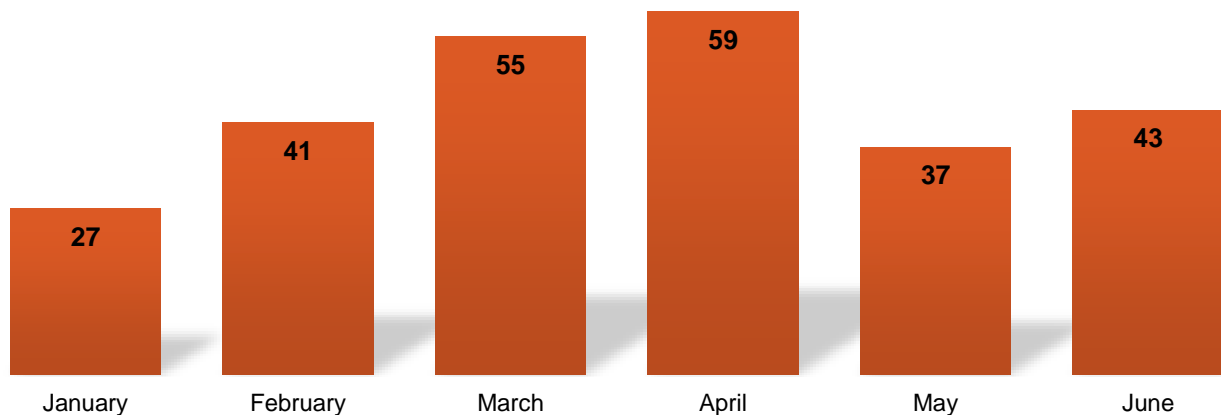
CID Closed Cases - 2021 Total (Admin, Ex-Clear, No Status, Unfounded, Arrest)



Crime Analyst Cases Worked

Crime Analyst Ellis worked forty-three cases during the month of April. Ellis worked on several items for the Compstat meeting and will continue to do so for the July meeting.

Crime Analysis - Cases Worked June 2021

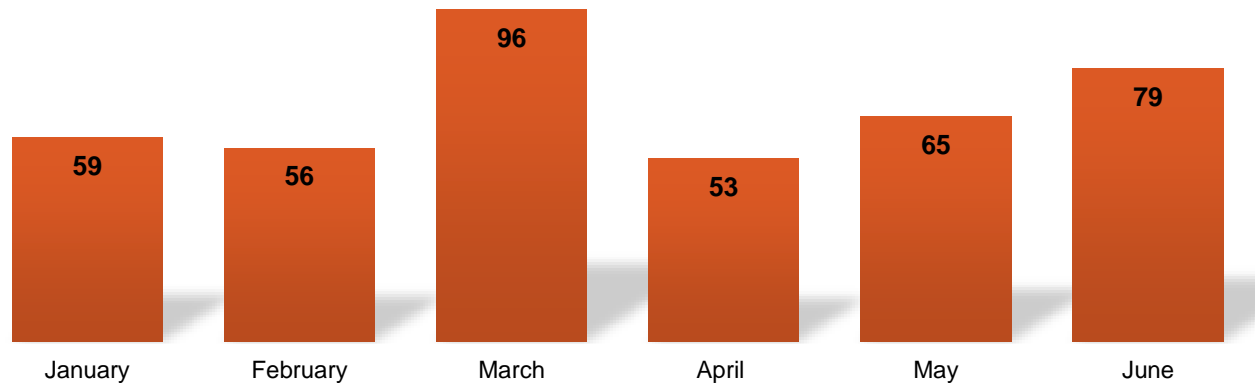


Lt. Varner- Investigations Division

New Victim Advocate Cases

There were seventy-nine new victims in June 2021, and the average of new victims over the past six months is sixty-eight. VA Eison completed Acadis training: Studio - Mental Illness: Resources for Law Enforcement (2 hours). Eison and Chandler attended several bond hearings and court proceedings during the course of this month.

New VA Cases June 2021



CID TRAINING/OTHER

- Detective Bash attended a Search Warrant webinar with PATC and an NTOA webinar for response to riot situations.
- Lt. Varner and Sgt. Forrester identified and charged Logan Spagnuolo for numerous auto thefts having occurred during the month of June.
- Detective Arterburn arrested Matthew McClain for Arson of 111 Spruce Ave and the adjacent properties.
- Detective Arterburn and Sgt. Forrester attended the monthly Crimestoppers Meeting in Greenville.
- All sworn CID personnel completed quarterly Firearms training.