

GREER POLICE DEPARTMENT

February 2019 Monthly Report



GREER POLICE DEPARTMENT

February 2019 Monthly Report

Command Staff

Chief Hamby

Captain Pressley

Lt. Fortenberry-

Administrative Division

Lt. Blackwell-

Operations Division

Lt. Richardson-

Patrol Division

Lt. Varner-

Investigations Division



Off. George and Off.
Knapp with children
in the community

Lt. Fortenberry- Administrative Division

Staffing Report

2019 Greer Police Department Staffing Report				
Department	Total Allocated Position	Current Staffing Level	Individuals on Light Duty, FMLA, or Military Leave	Positions to Fill
Sworn Officers	61 FT/ 1 PT	57 FT/ 0 PT	2	3FT/ 1 PT
Communications	13 FT	11 FT	0	2FT
Detention	6 FT	5 FT	0	1FT
Administrative	6 FT/ 1 PT	6FT/ 1 PT	0	0PT
Animal Control	1 FT	1FT	0	0
Total	87 FT/ 2 PT	80FT/ 1PT	2	6FT/1PT

Volunteer Hours


Citizens Academy Volunteer Hours												
	Jan	Feb	Mar	Apr	May	Jun	Jul	Aug	Sep	Oct	Nov	Dec
Monthly Total	185	97										
Total YTD	185	282										

Departmental Training Report

Month	Classes	# Of Students	# Of Class Hours	Total Training Time
Jan. 2019	6	157	14	364
Feb. 2019	5	142	11	304
Mar. 2019				
Apr. 2019				
May 2019				
June 2019				
July 2019				
Aug. 2019				
Sept. 2019				
Oct. 2019				
Nov. 2019				
Dec. 2019				
Total YTD	11	299	25	668

Lt. Fortenberry- Administrative Division

Community Engagement



Condemned House

Sgt. Smith assisted Detective Prino and Codes with condemning the residence at 406 Bent Creek Dr. This is the location where a homicide occurred on February 7th.

Lt. Blackwell- Operations Division

Communications Center

Dispatch and Call Frequency	Jan-19	Feb-19	% Change From Previous Month	Year to Date 2018	Year to Date 2019	% Change from previous year
Number of 911 Calls	1,251	1,228	-1.8%	2,312	2,479	7.2%
Incoming 7-Digit Line Calls	5,203	5,101	-2.0%	10,335	10,304	-0.3%
Police Calls for Service	3,430	2,314	-32.5%	5,153	5,744	11.5%
Fire Calls for Service	836	727	-13.0%	645	1,536	138.1%
Total Dispatched Calls	4,266	3,041	-28.7%	5,798	7,907	36.4%

Detention Center

Inmate and Process Total	Jan-19	Feb-19	% Change From Previous Month	Year to Date 2018	Year to Date 2019	% Change from previous year
Number of Adults Processed	113	116	2.7%	272	229	-15.8%
Transported to Greenville	39	49	25.6%	85	88	3.5%
Transported to Spartanburg	28	35	25.0%	51	63	23.5%
Juveniles Processed	1	2	100.0%	4	3	-25.0%
Hours Covered by Patrol	0	0	0.0%	24	0	-100.0%

Lt. Blackwell- Operations Division

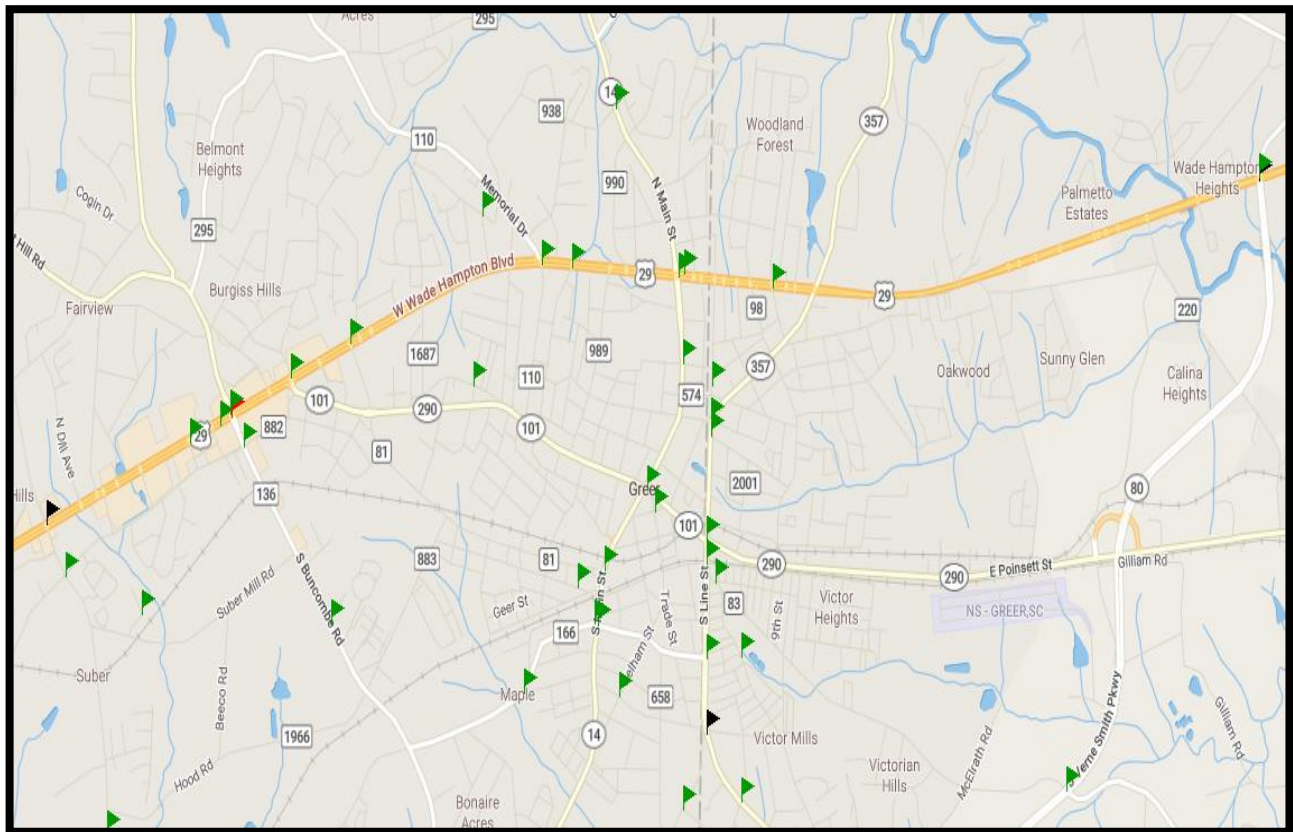
Animal Control Services

Animal Control Activity	January 2019	February 2019	% Change From Previous Month	Year to Date 2018	Year to Date 2019	% Change from previous year
Calls for Service	137	123	-10.2%	381	260	-31.8%
Live Dogs Picked Up	13	6	-53.8%	25	19	-24.0%
Live Cats Picked Up	2	9	350.0%	15	11	-26.7%
Traps Delivered	3	6	100.0%	12	9	-25.0%
Follow Up Calls	21	8	-61.9%	28	29	3.6%
Citations Issued	1	0	-100.0%	0	1	100.0%

Lt. Richardson- Patrol Division

Police Patrol Activity	February-18	February-19	% Change	Last YTD	YTD	% Change
Citations issued	465	283	-39.14%	799	702	-12.14%
Arrests	141	206	46.10%	267	336	25.84%
Incident Reports	327	313	-4.28%	618	429	-30.58%
Collision Reports	134	114	-14.93%	258	258	0.00%
Warning Citations	356	206	-42.13%	614	615	0.16%
Patrol Miles	34,395	26,564	-22.77%	67,752	56,385	-16.78%
Warrants Served	133	82	-38.35%	262	195	-25.57%

February Collision Locations



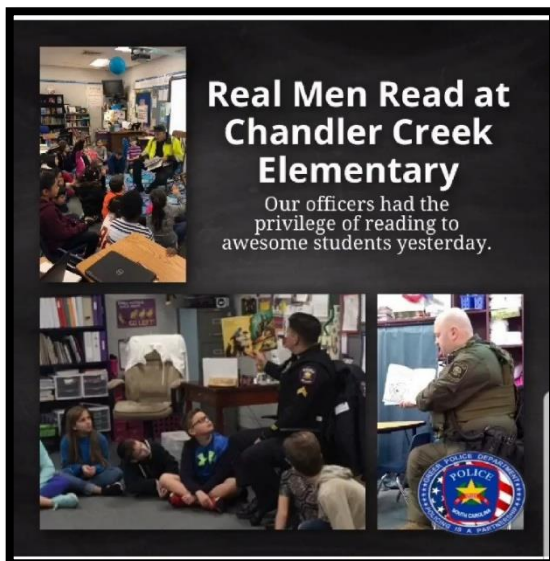

Lt. Richardson- Patrol Division

Patrol Community Engagement



Off. Urick and Off. Kimbler at Chandler Creek Elementary School for Real Men Read.

Off. Kimbler at Abner Creek Academy for Fist Bump Friday.



Real Men Read at Chandler Creek Elementary

Our officers had the privilege of reading to awesome students yesterday.

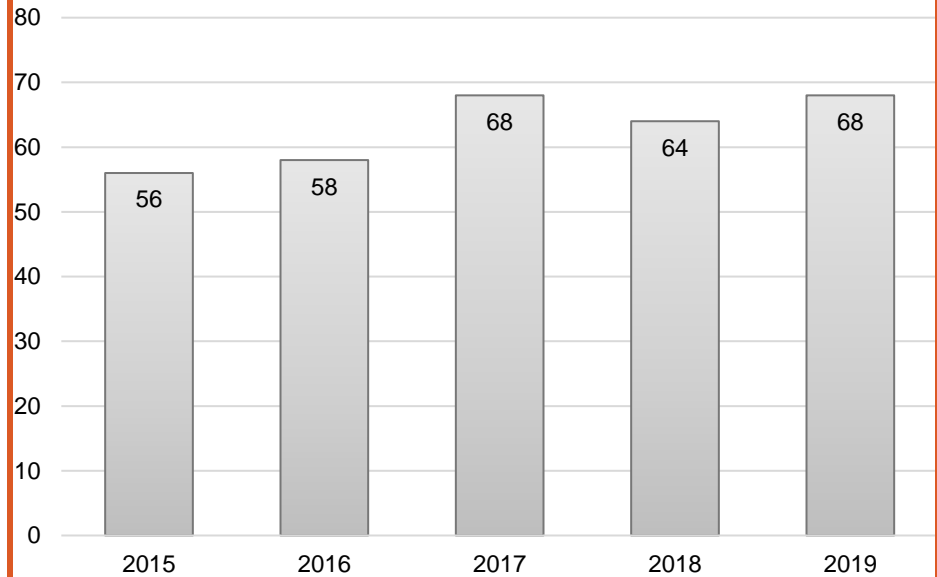
Real Men Read Event at Chandler Creek Elementary.

Lt. Varner- Investigations Division

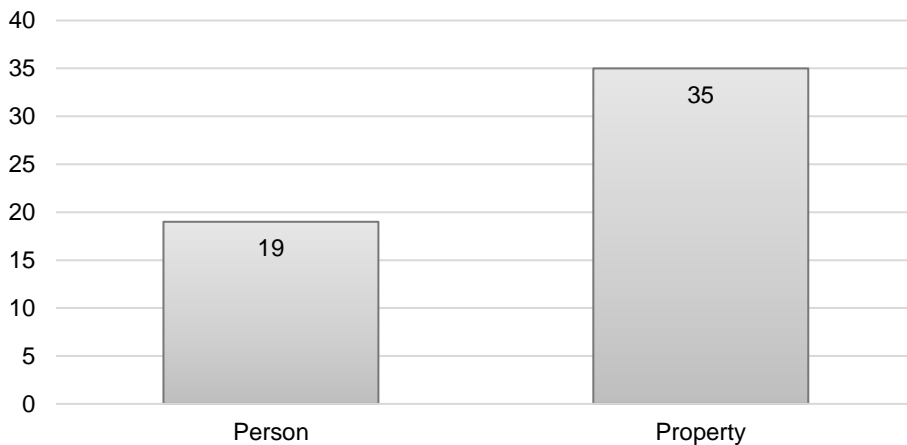
Cases Assigned YTD

There were a total of 32 new cases assigned to CID in February 2019. Cases assigned during this month did not have one particular incident type outweighing another.

CID Assigned Cases Year to Date - February 2019



CID Closed Cases - Year to Date 2019 (Admin, Ex-Clear, No Status, Unfounded, Arrest)

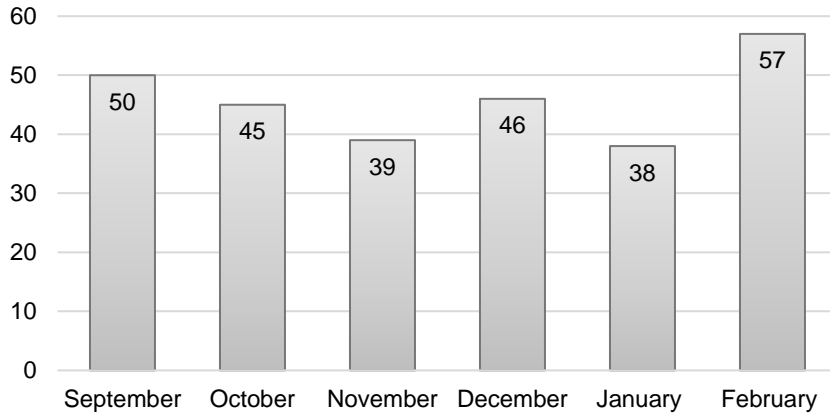


Closed Cases YTD

The chart represents the total number of cases CID has closed through February 2019 broken down by crimes against persons and property crimes.

Lt. Varner- Investigations Division

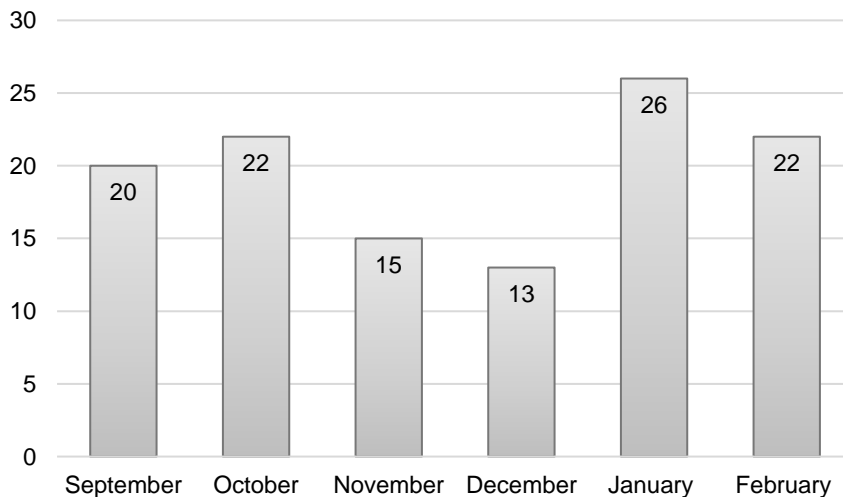
New VA Cases February 2019



New Victim Advocate Cases

There were 57 new cases assigned in February 2019. The average number of cases in the last six months are 46 cases.

Crime Analysis - Cases Worked February 2019



Crime Analyst Cases Worked

Crime Analyst Ellis worked 22 cases, created and disseminated 5 bulletins, attended 2 meetings, and worked with officers on 6 different intelligence requests. Crime Analyst Ellis assisted with positive identifications of 6 individuals during the month of February.

Lt. Varner- Investigations Division

Vice/Narcotics Activity for February 2019

Arrests Made:	7	Undercover Operations:	6
Arrest Warrants Signed:	8	Arrest Warrants Signed:	8
Search Warrants Served:	1	Search Warrants Executed:	1
Compliance Checks:	20	Alcohol Violations:	1
Citations Issued:	1	Agency Assists:	7
Firearms Seized:	0	Money Seized/Forfeited:	\$1,272.93

CID TRAINING/OTHER

- CID investigated a Homicide at 406 Bent Creek Drive. One female suspect was arrested and charged with Manslaughter after Detectives Prino and Bash conducted extensive interviews throughout the day. A follow-up search warrant was executed to condemn the property and resulted in more charges.
- Prino, Hemric, and Forrester attended Statement Analysis training in Simpsonville – Feb. 26-27.
- Forrester completed Firearms Instructor Recertification at SCCJA – Feb. 18-22.