

GREER POLICE DEPARTMENT

December 2017 Monthly Report



GREER POLICE DEPARTMENT

December 2017 Monthly Report

Command Staff

Chief Hamby

Captain Pressley

Lt. Richardson-

Administrative Division

Lt. Varner-

Investigations Division

Lt. Kelley-

Operations Division

Lt. Fortenberry-

Patrol Division

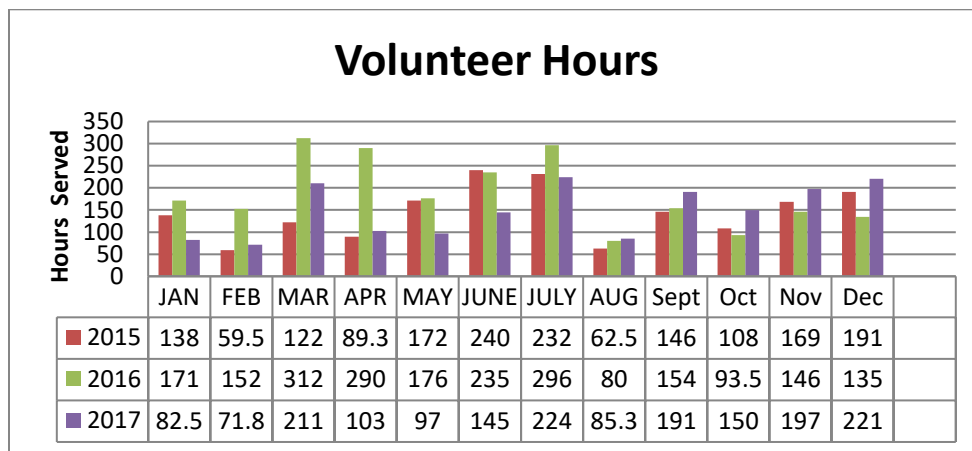


Captain Eric Pressley at the
Cops for Tots Events

Lt. Richardson- Administrative Division

Current Staffing

| | Positions | Filled | Light Duty/FMLA/Military | Total |
|----------------|-------------------|-------------------|--------------------------|-------------------|
| Sworn Officers | 60 FT/1 PT | 56 FT | 0 | 56 FT |
| Dispatch | 12 FT/1 PT | 12 FT/1 PT | 0 | 12 FT/1 PT |
| Detention | 6 FT | 4 FT | 1 | 4 FT |
| Admin | 6 FT/1 PT | 6 FT | 0 | 6 FT/1 PT |
| Animal Control | 1 FT | 1 FT | 0 | 1 FT |
| Total | 85 FT/3 PT | 79 FT/1 PT | 0 | 79 FT/1 PT |



Departmental Training Report

| Month | Classes | # Of Students | # Of Class Hours | Total Training Time |
|----------------|-----------|---------------|------------------|---------------------|
| Jan. 2017 | 3 | 150 | 26 | 1248 |
| Feb. 2017 | 8 | 132 | 21 | 374 |
| March 2017 | 12 | 188 | 121 | 1725 |
| April 2017 | 6 | 95 | 28 | 480 |
| May 2017 | 5 | 71 | 9 | 142 |
| June 2017 | 4 | 109 | 91 | 1223 |
| July 2017 | 3 | 44 | 89 | 1304 |
| August 2017 | 6 | 155 | 20 | 715 |
| September 2017 | 8 | 129 | 72 | 770 |
| October 2017 | 12 | 239 | 73 | 1709 |
| November 2017 | 7 | 84 | 32 | 296 |
| December 2017 | 6 | 69 | 29 | 608 |
| Total | 80 | 1465 | 611 | 10,594 |

Lt. Richardson- Administrative Division

Community Engagement



Cops for Tots Set Up Day 2017



Santa Security and Tree Lighting

Lt. Kelley- Operations Division

Communications Center

| Dispatch and Call Frequency | Nov-17 | Dec-17 | % Change From Previous Month | Year to Date 2016 | Year to Date 2017 | % Change from previous year |
|-----------------------------|--------|--------|------------------------------|-------------------|-------------------|-----------------------------|
| Number of 911 Calls | 1,253 | 1,272 | 1.5% | 17,715 | 16,079 | -9.2% |
| Incoming 7-Digit Line Calls | 4,857 | 5,009 | 3.1% | 55,390 | 62,351 | 12.6% |
| Police Calls for Service | 2,682 | 2,547 | -5.0% | 26,265 | 29,742 | 13.2% |
| Fire Calls for Service | 267 | 285 | 6.7% | 3,244 | 3,301 | 1.8% |
| Total Dispatched Calls | 2,949 | 2,832 | -4.0% | 29,237 | 33,043 | 13.0% |

Detention Center

| Inmate and Process Total | Nov-17 | Dec-17 | % Change From Previous Month | Year to Date 2016 | Year to Date 2017 | % Change from previous year |
|----------------------------|--------|--------|------------------------------|-------------------|-------------------|-----------------------------|
| Number of Adults Processed | 163 | 135 | -17.2% | 1,718 | 1,787 | 4.0% |
| Transported to Greenville | 49 | 47 | -4.1% | 442 | 544 | 23.1% |
| Transported to Spartanburg | 32 | 14 | -56.3% | 237 | 253 | 6.8% |
| Juveniles Processed | 7 | 6 | -14.3% | 36 | 61 | 69.4% |
| Hours Covered by Patrol | 102 | 12 | -88.2% | 442 | 511 | 15.6% |

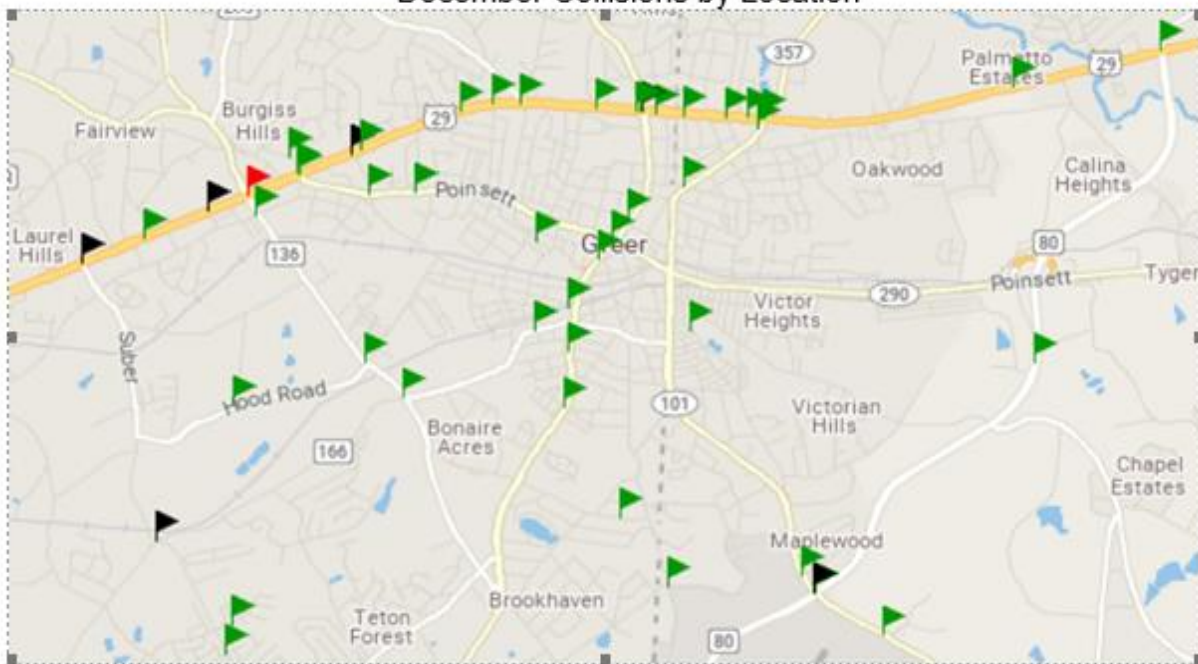
Animal Control Services

| Animal Control Activity | November 2017 | December 2017 | % Change From Previous Month | Year to Date 2016 | Year to Date 2017 | % Change from previous year |
|-------------------------|---------------|---------------|------------------------------|-------------------|-------------------|-----------------------------|
| Calls for Service | 114 | 102 | -10.5% | 1,890 | 1,983 | 4.9% |
| Live Dogs Picked Up | 7 | 8 | 14.3% | 91 | 97 | 6.6% |
| Live Cats Picked Up | 5 | 6 | 20.0% | 108 | 122 | 13.0% |
| Traps Delivered | 6 | 6 | 0.0% | 74 | 72 | -2.7% |
| Follow Up Calls | 10 | 11 | 10.0% | 163 | 143 | -12.3% |
| Citations Issued | 0 | 0 | 0.0% | 7 | 6 | -14.3% |

Lt. Fortenberry- Patrol Division

| Police Patrol Activity | November-17 | Dec-17 | % Change | Last YTD | YTD | % Change |
|------------------------|-------------|--------|----------|----------|--------|----------|
| Citations issued | 532 | 384 | -27.82% | 6539 | 5532 | -15.40% |
| Arrests | 177 | 121 | -31.64% | 1804 | 1810 | 0.33% |
| Incident Reports | 347 | 291 | -16.14% | 3376 | 3974 | 17.71% |
| Collision Reports | 131 | 133 | 1.53% | 1564 | 1602 | 2.43% |
| Warning Citations | 392 | 284 | -27.55% | 3465 | 3728 | 7.59% |
| Patrol Miles | 31933 | 31097 | -2.62% | 419254 | 407439 | -2.82% |
| Warrants Served | 201 | 88 | -56.22% | 1839 | 1707 | -7.18% |
| Field Interviews | 6 | 10 | 66.67% | 362 | 190 | -47.51% |

December Collisions by Location



Green Flags indicate 1-2 Collisions
Black Flags indicate 2-4 Collisions
Red Flags indicate 5 or more Collisions

Fortenberry- Patrol Division

Area Assignments

Area 1

During the month of December, Kohl's (Piedmont Plaza) and Target Plaza continue to be the primary areas of concern. There have been 46 criminal calls for service at these two locations with 13 of those calls being property crimes. A hot spot developed in the area of the Quality Inn but after a review of the calls at this location, it was determined that the hot spot was created by the VICE prostitution sting. It was noted that there was an 18% increase in total calls for service in Area 1 and there was a 24% increase in officer proactivity during the month of December. While conducting an extra patrol in the Target Plaza, Officer Ward saw a suspicious vehicle and after conducting an investigation, a female subject was arrested on several drug charges. The subject had 38 grams of cocaine powder, 1 gram of crack cocaine, marijuana, and several Schedule II pills in her possession.

- **Businesses on Wade Hampton Blvd.:** Criminal calls for service at Target and Kohl's have dropped by 18% and property crimes have dropped by 48%. This can be attributed to the numerous extra patrols by Area 1 officers at these locations.
- **Needmore Community:** There was an increase in nuisance calls in the Needmore Area over the course of the month. Area 1 officers will spend extra time patrolling this area during January in an effort to reduce some of the nuisance issues. The majority of these nuisance complaints have been animal complaints.

Area 2

- **Walmart Project:** During the month of December, officers conducted proactive police work in the Walmart shopping center on 62 occasions. This in turn lowered the calls for service in this area by 44% in December. Officers have steadily increased their visibility in the Walmart shopping center in 2017 and as a result, this holiday shopping season (Black Friday to Christmas) showed less property crimes reported than predicted.

Area 3

- **Greer Mill:** There were 18 calls for service in the Greer Mill area during December compared to 10 in November. Some of the calls for service included suspicious people, a suspicious vehicle, and an autobreaking.
- **Apartment Complexes:**
 - **Preserve at Westview:** During December, there were 6 calls for service at this location compared to 2 calls the previous month. Four of the calls for service were for noise complaints and two were for disturbances.
 - **Legacy Crescent Apartments:** During December, there were 7 calls for service compared to 8 calls the previous month. The calls for service ranged from a package theft to a grand larceny of a vehicle.
 - **Riverside Commons:** There was 1 call for service at 39 Irvington Drive after a juvenile assaulted his parents. The juvenile was arrested on December 11th and there have been no

further calls for service.

- **Westchase Apartments:** During the month of December, there were 2 calls for service compared to 13 calls for service in November. This is an 85% decrease.

Area 4

- **Drummond Village Project:** As a result of the dedicated efforts of the officers in Area 4, Drummond Village is no longer considered a hot spot area. Officers will continue to conduct supplemental patrols of this area to ensure that this is sustained.
- **Victor Mill Project:** Cpl. Compton spoke to the residents on 27th Street that were “feuding” with each other and it appears that this talk has settled the calls for service on this street at this time. In this area, there appears to be a slight increase in calls for service for domestic related incidents in the following locations: 405 4th Street, 8th Street, 19th Street, and 20th Street.
- **Super 8 Motel:** Officers responded to this location after EMS requested assistance with a patient. While EMS and police were speaking with the subject, he stopped breathing. The subject was given two doses of Narcan by EMS and three doses of epinephrine and still were unable to get a pulse. Approximately an hour later, doctors at the Pelham Medical Center were able to get a pulse back on the subject.

Community Engagement

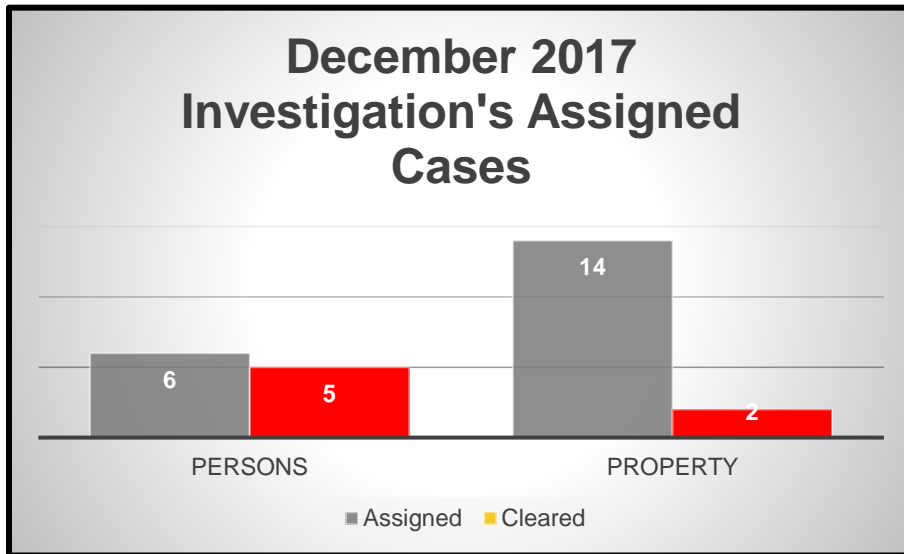


City Christmas Tree Lighting



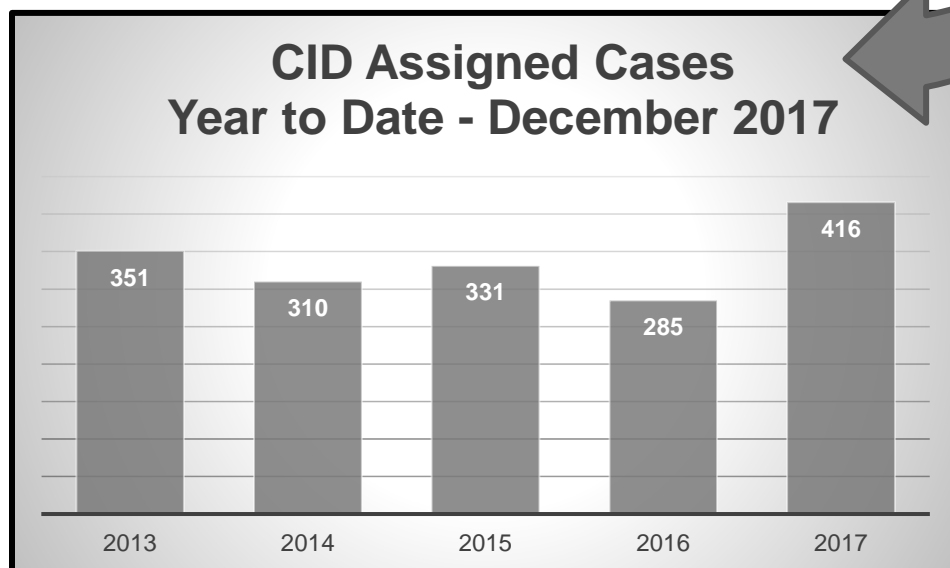
K-9 Demo for Students

Lt. Varner- Investigations Division



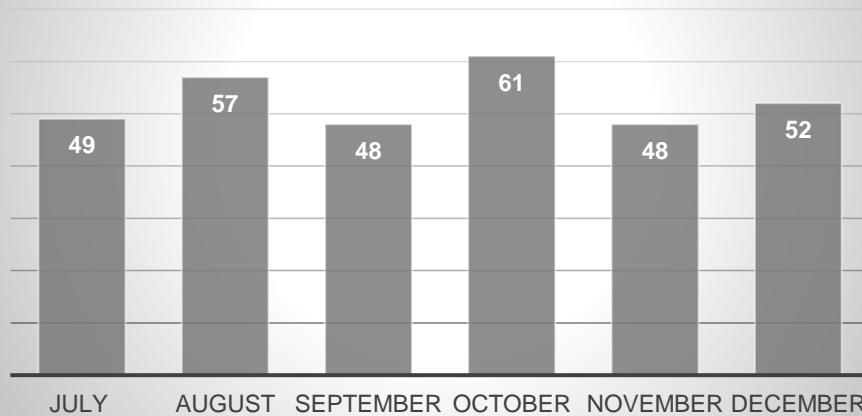
Cases Assigned and Cleared

There was a 46% increase in the total number of cases assigned to CID in 2017. The year ended with a 54% clearance rate which is greater than the FBI reported national average of 33.3%.



Lt. Varner- Investigations Division

New Victim Contacts December 2017



Victim Advocate

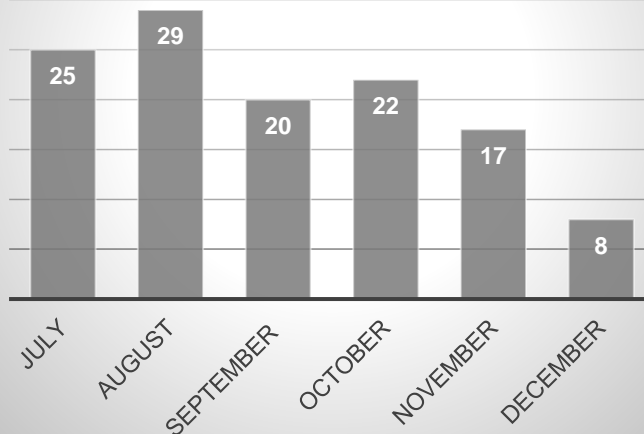
Case Load

New victim contacts increased slightly in December. 52.5 is the average number of contacts per month for the second half of 2017. May continues to be the peak for 2017 with 70 new contacts.

Crime Analyst Assistance Cases

December produced minimal requests for crime analyst assistance. The low number of requests is likely due to minimum staffing around the holiday season.

Crime Analysis - Cases Worked December 2017



Lt. Varner- Investigations Division

Vice/Narcotics Activity for December 2017

- 12/4,6: Cpl. McWhite assisted the training division with annual night fire qualifications
- 12/6: Det. Montgomery and Cpl. McWhite attended the annual drop-in with the FBI in Greenville
- 12/7: Det. Montgomery and Cpl. McWhite attended the annual drop-in with the DEA in Greenville
- 12/8: Det. Montgomery and Cpl. McWhite accompanied CID, Patrol, and K-9 units with a community visit to a child in Inman at the request of his mother
- 12/11: Det. Montgomery and Cpl. McWhite worked with SLED in a city-wide alcohol compliance check operation
- 12/19: Det. Montgomery and Cpl. McWhite completed SCCJA training dealing with mentally ill subjects
- 12/29: Cpl. McWhite and Det. Parrott transported an inmate from Graham Correctional Institute in Columbia to the Greenville County Detention Center
- 12/31: Cpl. McWhite assisted Det. Arterburn and Alpha Shift with a missing person search