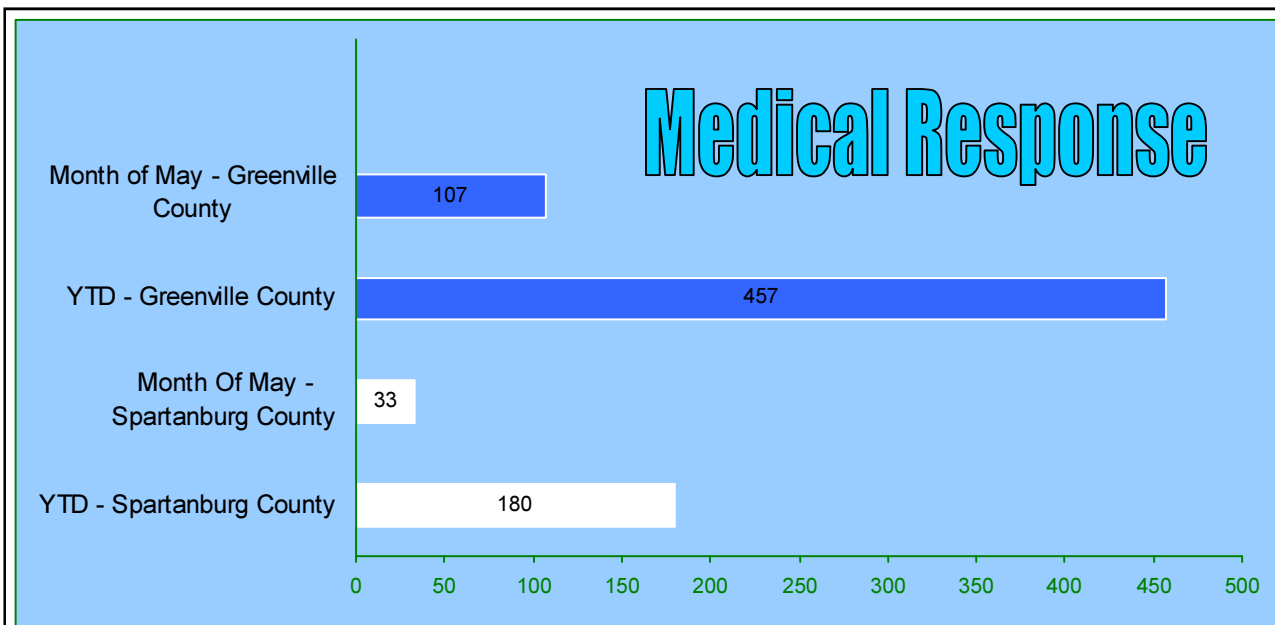






Greer Fire Department Incident Report May 2014

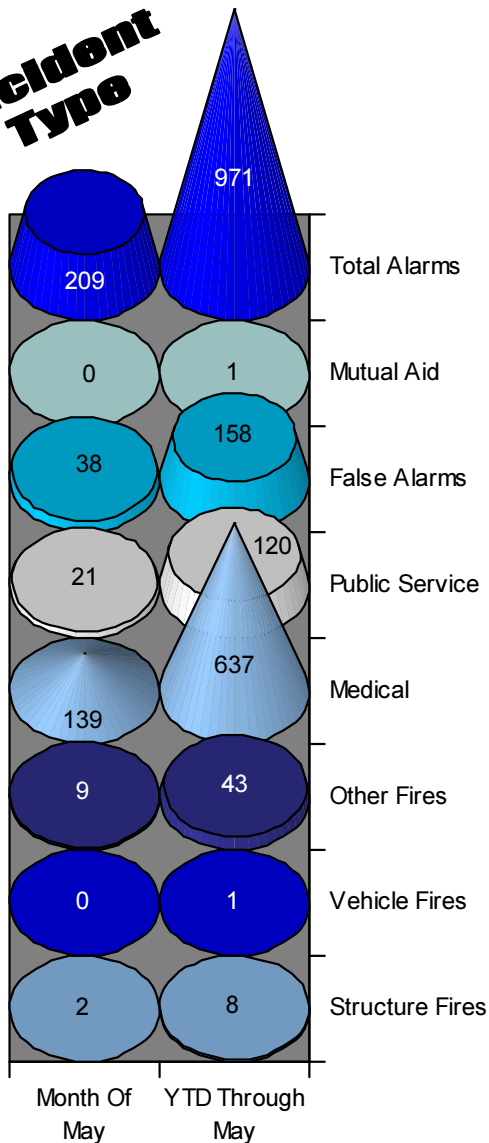




Greer Fire Department Year-To-Date Statistics May 2014



Incident Type



YTD

Fire & Life Safety Prevention		YTD
Inspections Done		582
Fire Prevention Taught		3877
Car Seats Inspected		126
Building Plan Reviews		36
Certificates of Occupancy Issued		51
Fire Permits		8

PROPERTY LOSS

May Value

May Loss

YTD Value

YTD Loss

	May Value	May Loss	YTD Value	YTD Loss
Structure Fires	\$221,300	\$33,800	\$7,994,300	\$1,495,250
Vehicle Fires	\$0	\$0	\$6,300	\$2,000
Total	\$221,300	\$33,800	\$8,000,600	\$1,497,250