

# Building and Development Standards

---

MONTHLY REPORT: NOVEMBER 2020

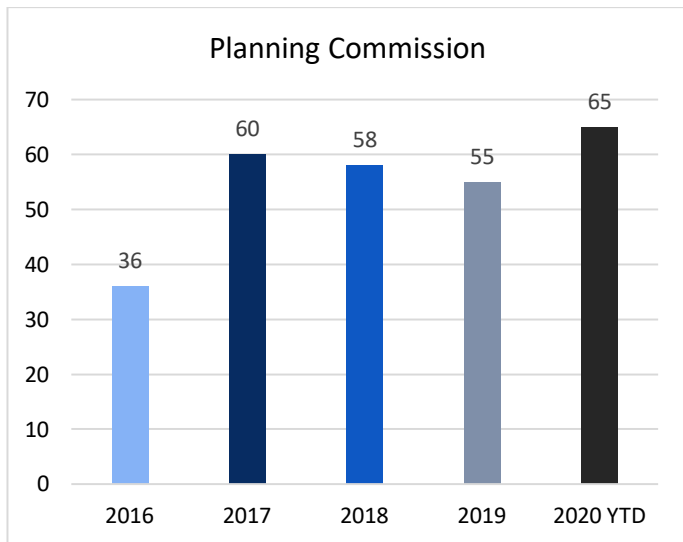


This is the monthly activity report of the Building and Development Standards department. It tracks the activities of: Planning & Zoning, Building Inspections and Code Enforcement, and GIS. More information about each of these divisions is located on the City of Greer's website at [www.cityofgreer.org](http://www.cityofgreer.org).

# Planning & Zoning

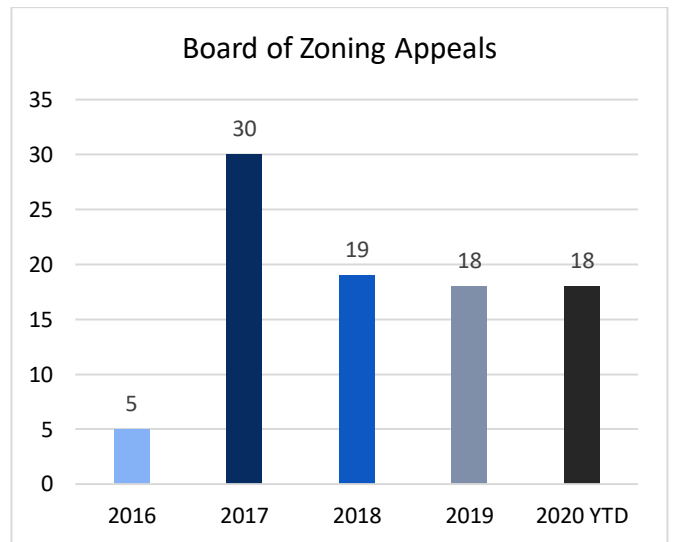
## Planning Commission

The Planning Commission reviewed **nine** cases in November.



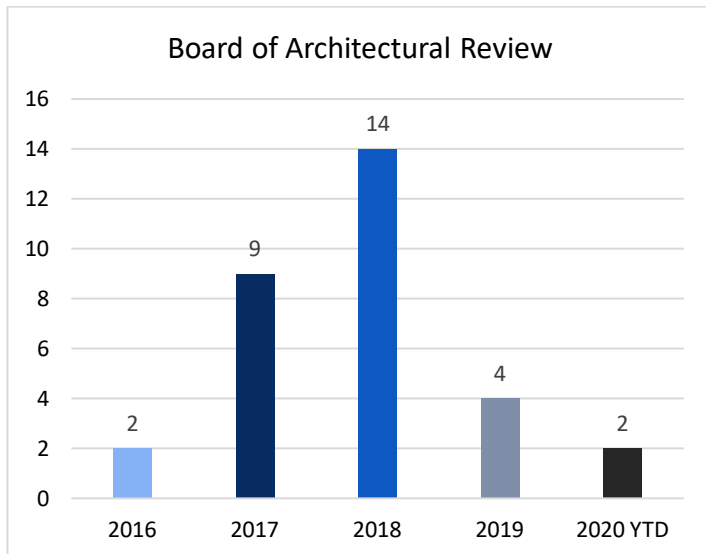
## Board of Zoning Appeals

The Board of Zoning Appeals reviewed **two** cases in November.



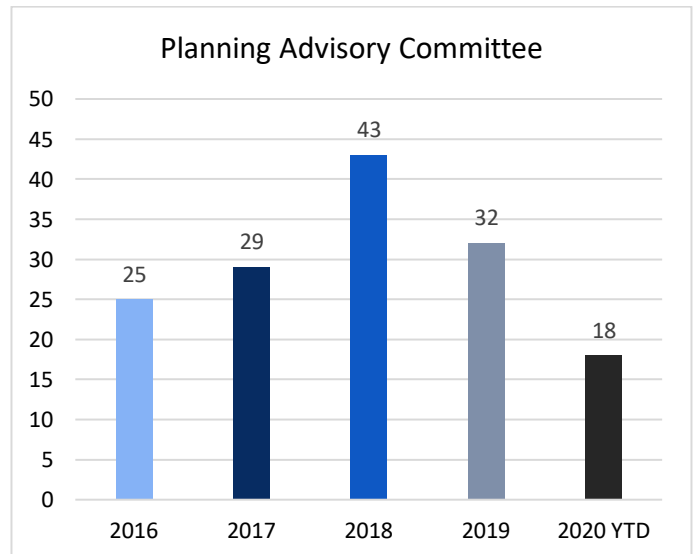
## Board of Architectural Review

The Board of Architectural Review reviewed **one** case in November.

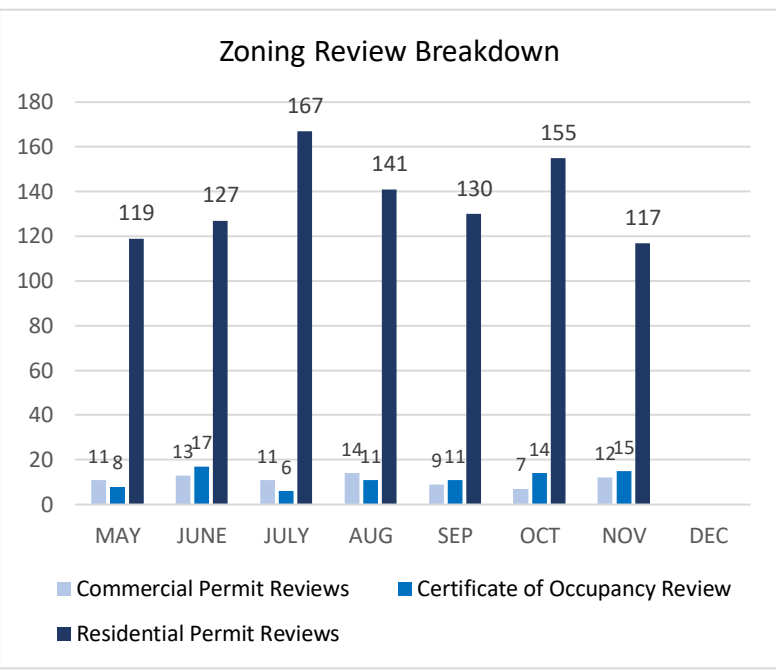
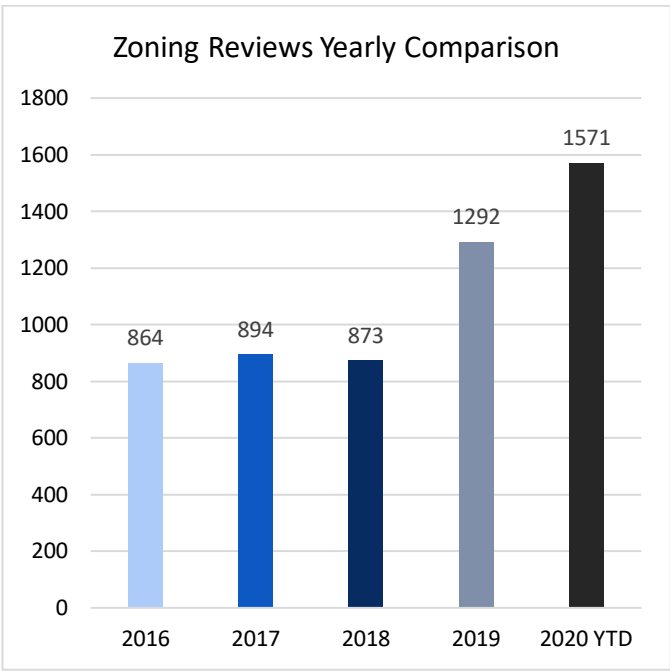


## Planning Advisory Committee

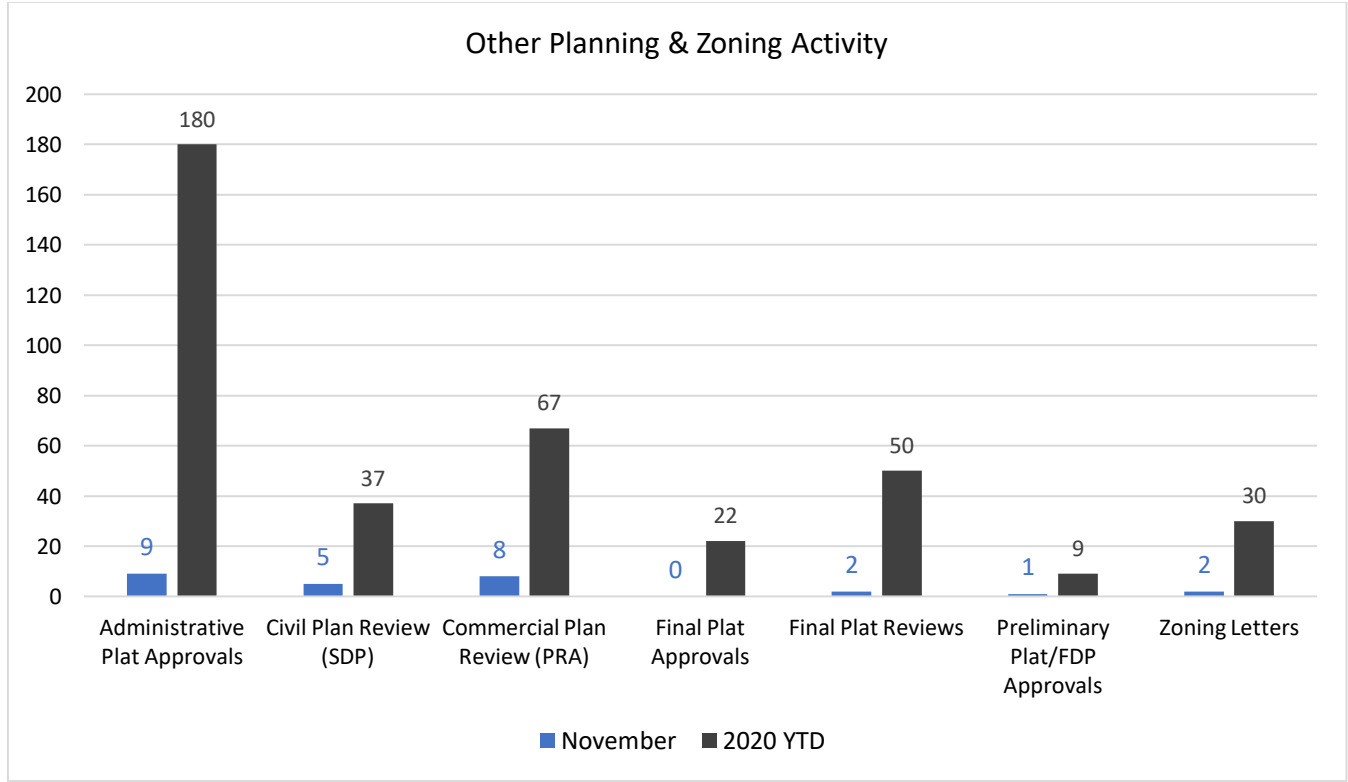
The Planning Advisory Committee reviewed **zero** cases in November.



For more information about these cases, please visit the Planning and Zoning division's webpage at: <http://www.cityofgreer.org> or visit the GIS division's webpage to see an interactive Development Dashboard.

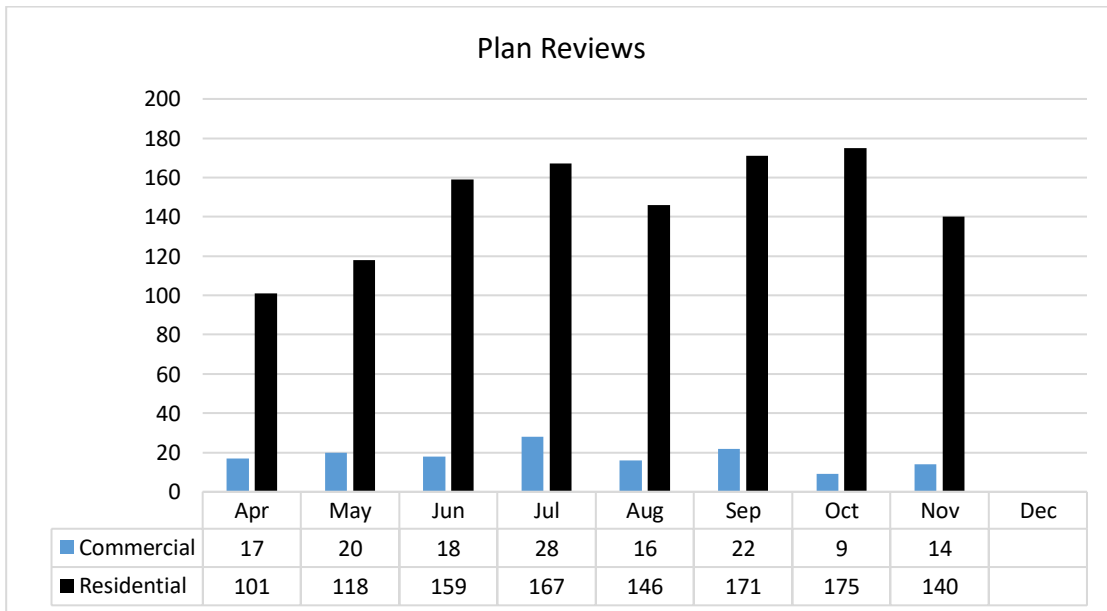


	JAN	FEB	MARCH	APRIL	MAY	JUNE	JULY	AUG	SEPT	OCT	NOV	DEC
<b>2020 YTD</b>	97	119	123	117	138	157	184	166	150	176	144	0

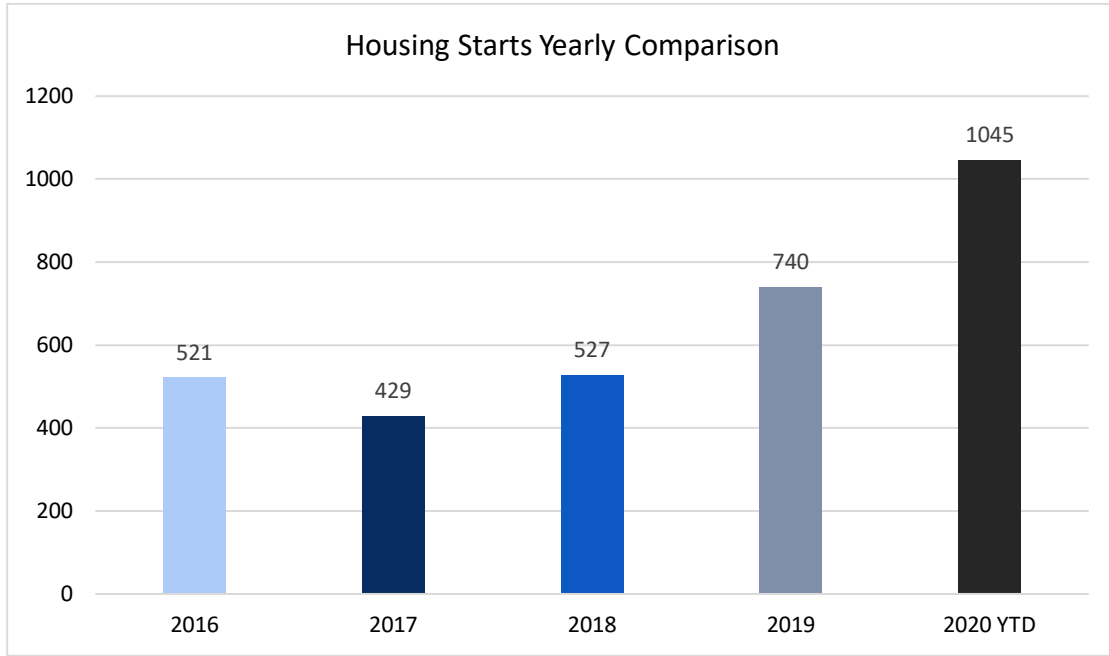


## Building Inspections & Code Enforcement

Commercial Plan Review	Address
McDonalds	308 W Wade Hampton
El Torito	400 E Poinsett
Global Commerce Building 2	369 Global Court
Barista Alley	101 Trade Street
Cell Tower	205 School Street
A Bin Store	14137 E Wade Hampton
Dan Ryan	400, 402 Albemarle Lane
DR Horton	407 - 415 Seal Isle Pl
DR Horton	417 -423 Sea Isle Pl
Barista Alley	101 Trade Street
Spartanburg Regency	106 Phycians Drive
The Pines	7 - 17 Table Mountain Trail
The Pines	101 - 111 Aleppo Lane
Amazing Threads	3318 A Brushy Creek Road
Clarius Park	550 Mason Farm Lane
Crescent Homes	30 - 46 Red Horse Way
Crescent Homes	104 - 120 Turfway Drive
Crescent Homes	50 -62 Red Horse Way
Ice Rink Mechanical	211 School Street
DHL Expitdied Review	1601 Poplar Drive Extn
Echo Ridge Townhomes	401 -409 Winsinger Lane
Total Packaging	678 A Brockman McClimon

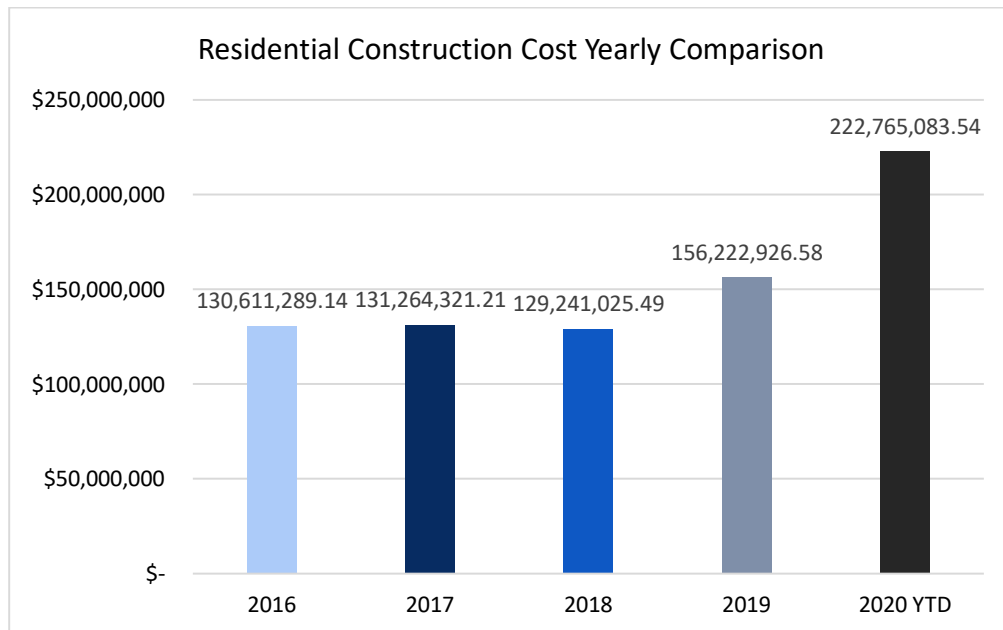


## Housing Starts



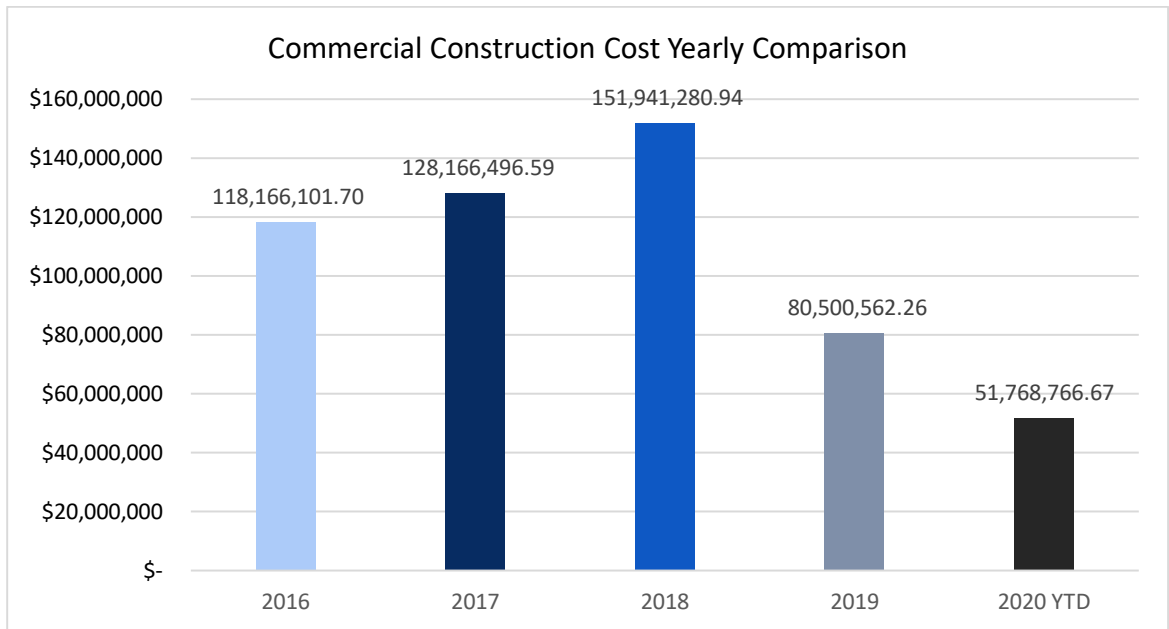
	JAN	FEB	MARCH	APRIL	MAY	JUNE	JULY	AUG	SEPT	OCT	NOV	DEC
<b>2020 YTD</b>	66	80	108	86	90	73	124	108	110	117	82	0

## Residential Construction Costs



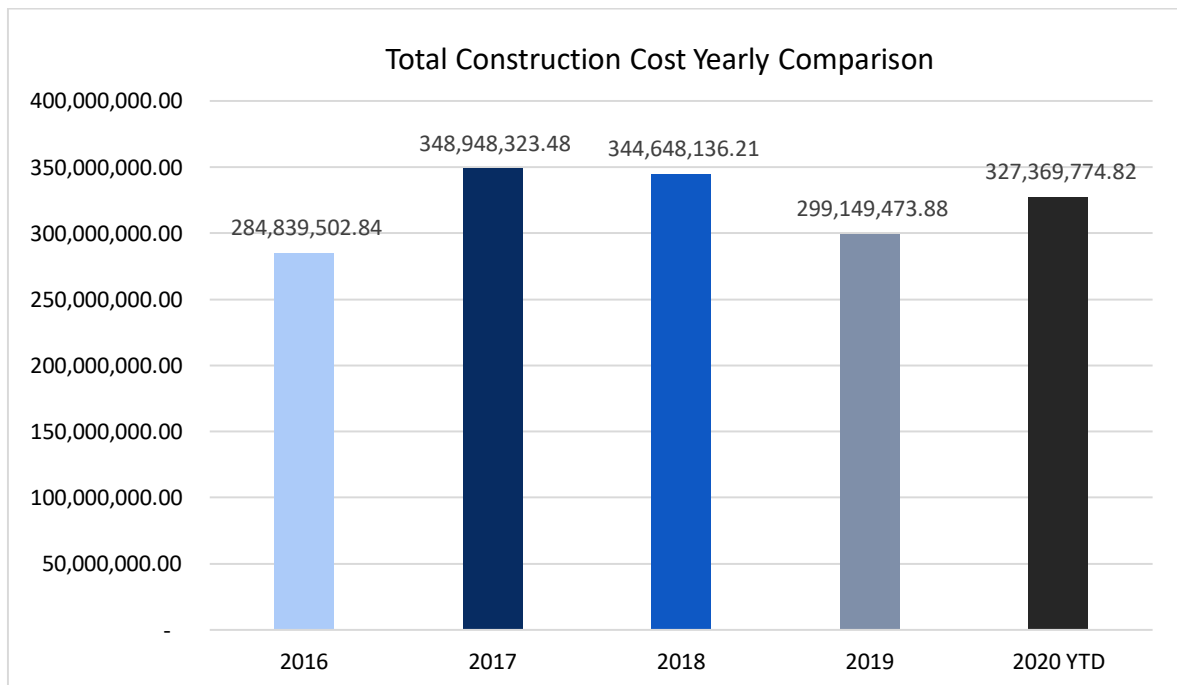
	JAN	FEB	MARCH	APRIL	MAY	JUNE
<b>2020 YTD</b>	14,955,266.04	17,955,746.53	22,210,966.00	15,257,825.80	16,660,852.48	16,957,398.00
	JULY	AUG	SEPT	OCT	NOV	DEC
	26,788,673.15	26,126,363.23	23,146,984.83	25,655,728.90	17,049,278.58	0

## Commercial Construction Costs



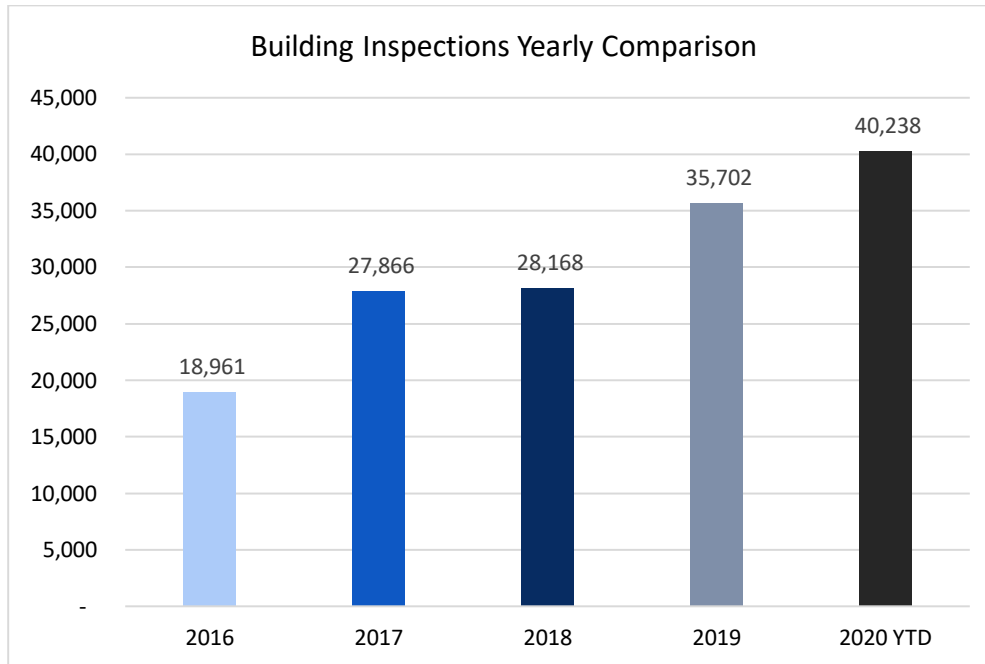
	JAN	FEB	MARCH	APRIL	MAY	JUNE
<b>2020 YTD</b>	3,327,804.00	149,738.30	13,767,393.00	1,558,201.32	1,631,463.30	3,022,622.00
	JULY	AUG	SEPT	OCT	NOV	DEC
	703,043.00	9,481,111.00	7,127,643.33	8,416,922.53	2,582,824.89	0

## Total Construction Costs



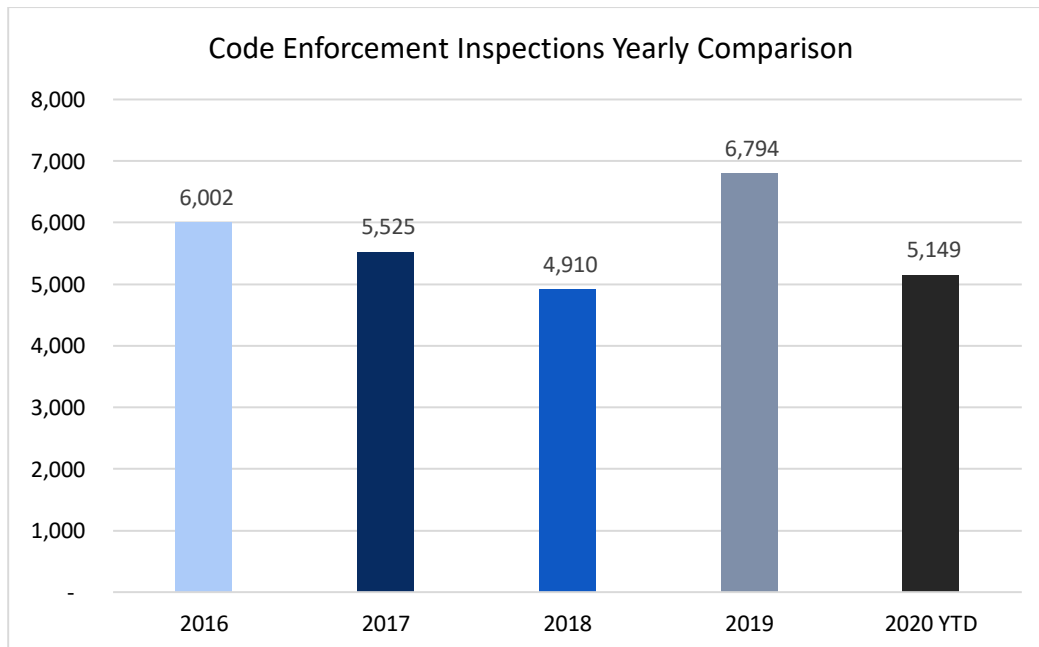
	JAN	FEB	MARCH	APRIL	MAY	JUNE
<b>2020 YTD</b>	24,679,383.71	21,208,476.20	41,241,547.55	24,103,871.41	19,724,442.79	23,516,795.27
	JULY	AUG	SEPT	OCT	NOV	DEC
	31,356,875.79	40,218,521.35	38,496,723.38	39,339,198.15	23,483,939.22	0

## Building Inspections



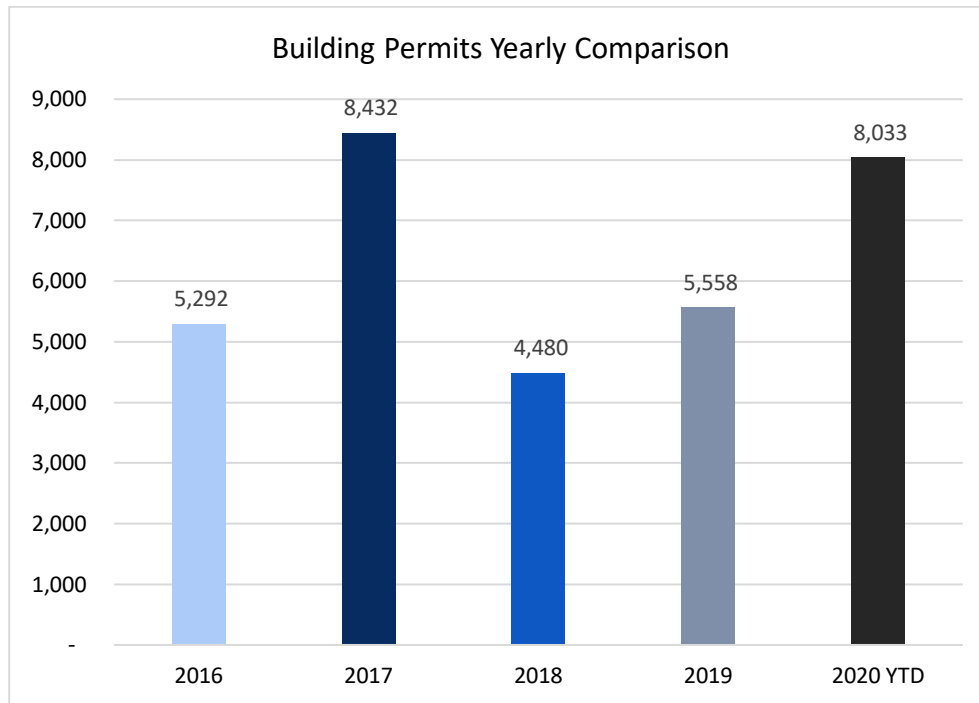
	JAN	FEB	MARCH	APRIL	MAY	JUNE	JULY	AUG	SEPT	OCT	NOV	DEC
<b>2020 YTD</b>	3,757	2,956	3,639	3,595	2,892	3,877	3,791	3,582	4,287	3,816	4,046	0

## Code Enforcement Inspections



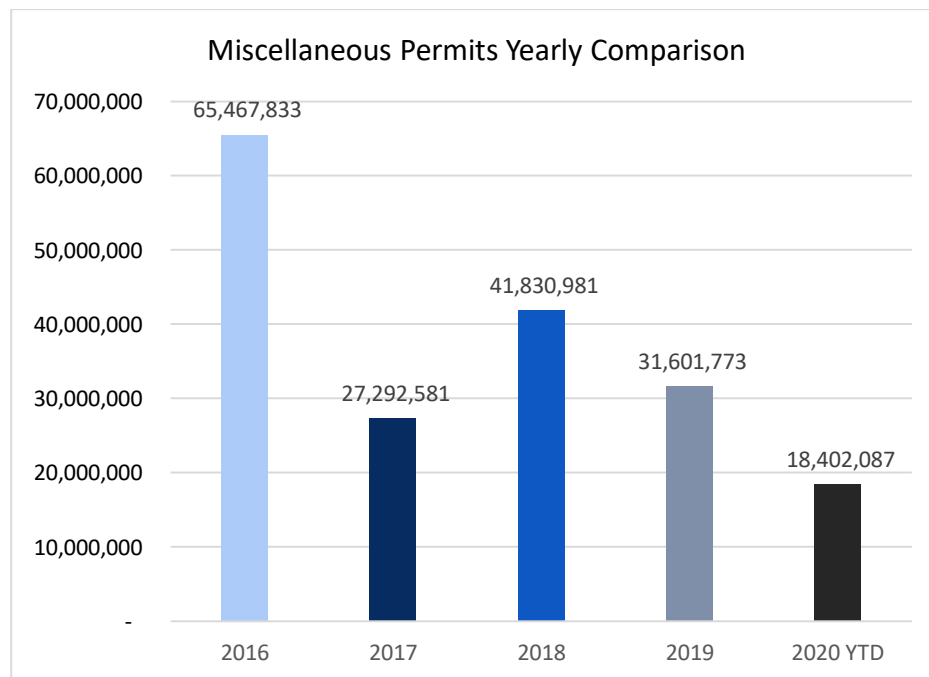
	JAN	FEB	MARCH	APRIL	MAY	JUNE	JULY	AUG	SEPT	OCT	NOV	DEC
<b>2020 YTD</b>	304	246	387	387	412	507	568	593	689	539	517	0

## Building Permits



	JAN	FEB	MARCH	APRIL	MAY	JUNE	JULY	AUG	SEPT	OCT	NOV	DEC
<b>2020 YTD</b>	436	519	571	709	587	806	909	913	967	945	671	0

## Miscellaneous Permits



	JAN	FEB	MARCH	APRIL	MAY	JUNE
<b>2020 YTD</b>	3,181,381.91	828,449.00	1,147,266.22	3,708,303.50	187,666.00	731,351.22
	JULY	AUG	SEPT	OCT	NOV	DEC
	501,466.00	1,858,763.09	4,241,791.24	1,558,155.00	457,494.00	0



# Illegal Signs

