

Building and Development Standards

MONTHLY REPORT: SEPTEMBER 2020

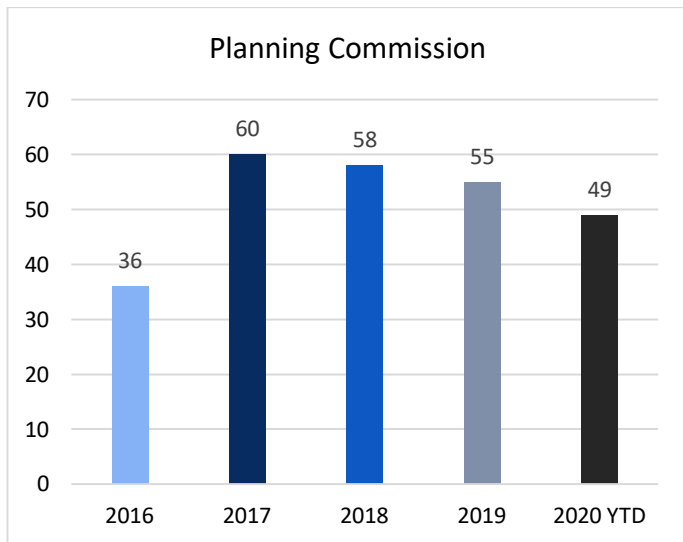


This is the monthly activity report of the Building and Development Standards department. It tracks the activities of: Planning & Zoning, Building Inspections and Code Enforcement, and GIS. More information about each of these divisions is located on the City of Greer's website at www.cityofgreer.org.

Planning & Zoning

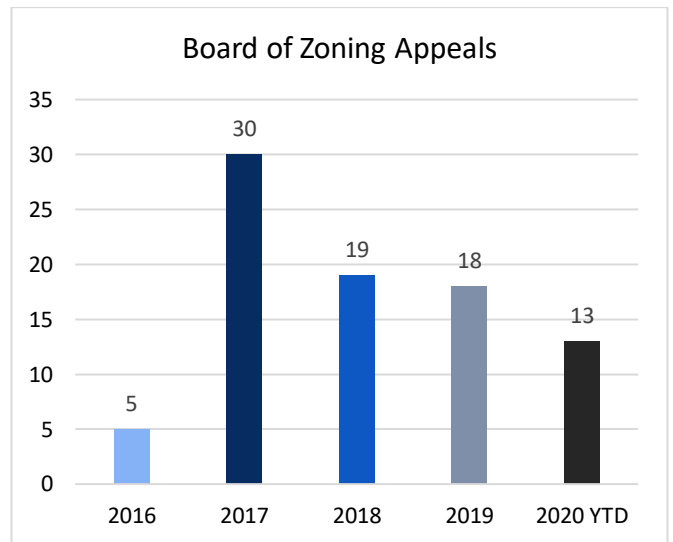
Planning Commission

The Planning Commission reviewed **seven** cases in September.



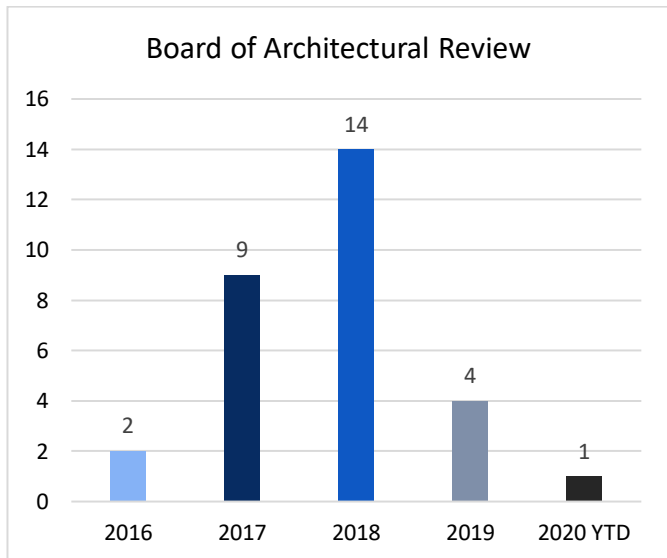
Board of Zoning Appeals

The Board of Zoning Appeals reviewed **one** case in September.



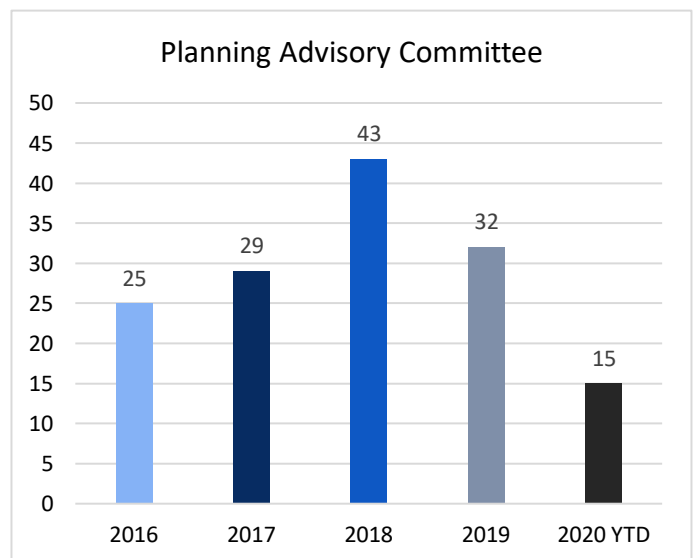
Board of Architectural Review

The Board of Architectural Review reviewed **zero** cases in September.

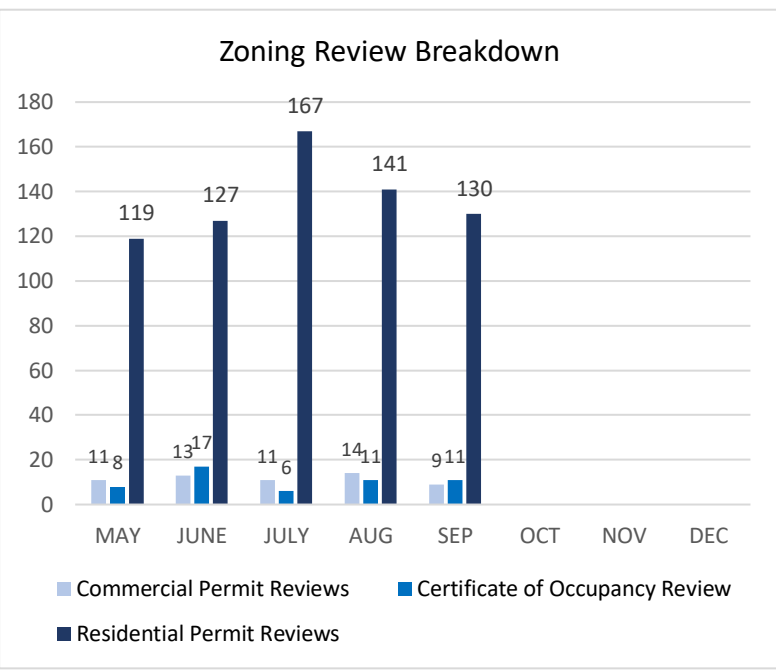
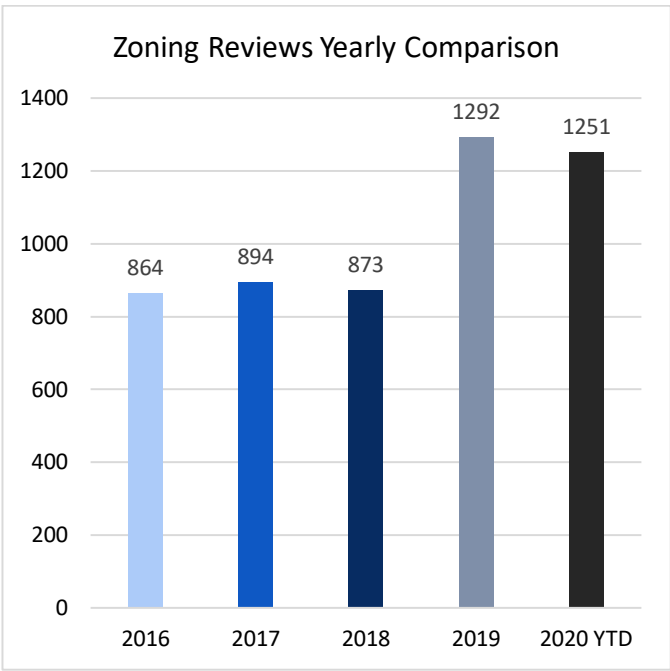


Planning Advisory Committee

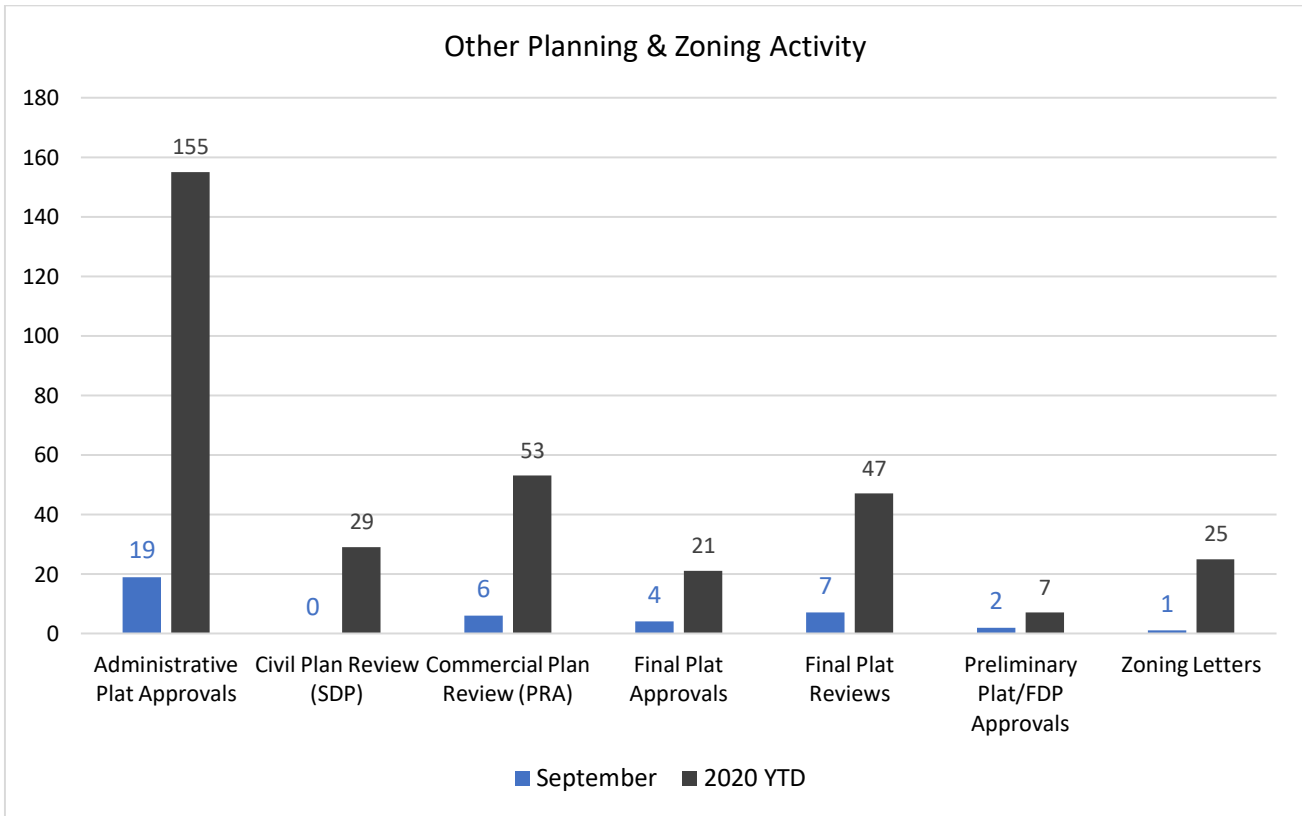
The Planning Advisory Committee reviewed **zero** cases in September.



For more information about these cases, please visit the Planning and Zoning division's webpage at: <http://www.cityofgreer.org> or visit the GIS division's webpage to see an interactive Development Dashboard.

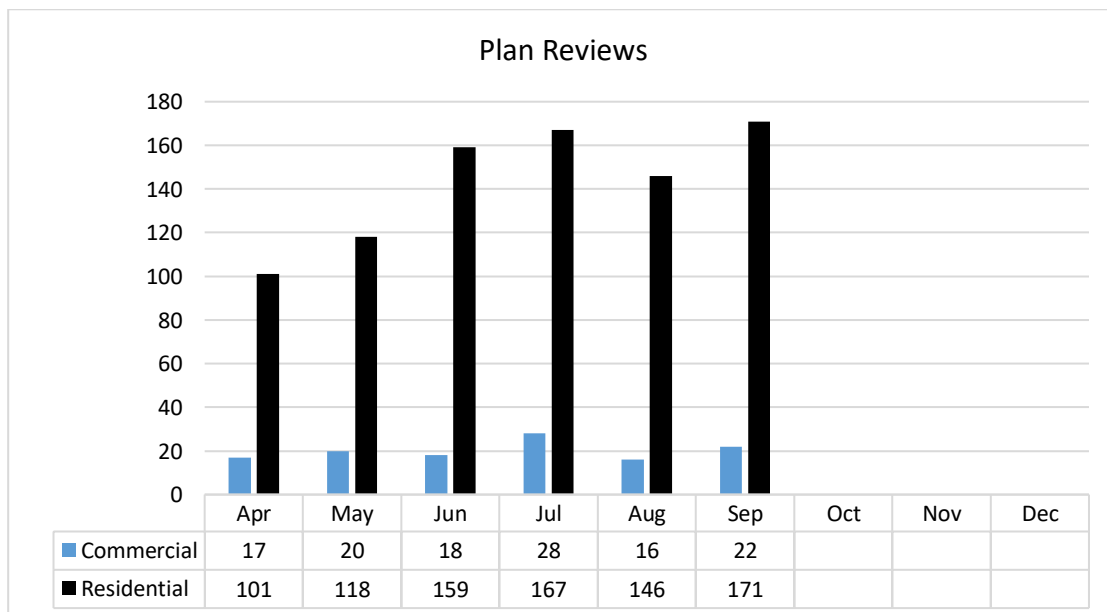


	JAN	FEB	MARCH	APRIL	MAY	JUNE	JULY	AUG	SEPT	OCT	NOV	DEC
2020 YTD	97	119	123	117	138	157	184	166	150	0	0	0

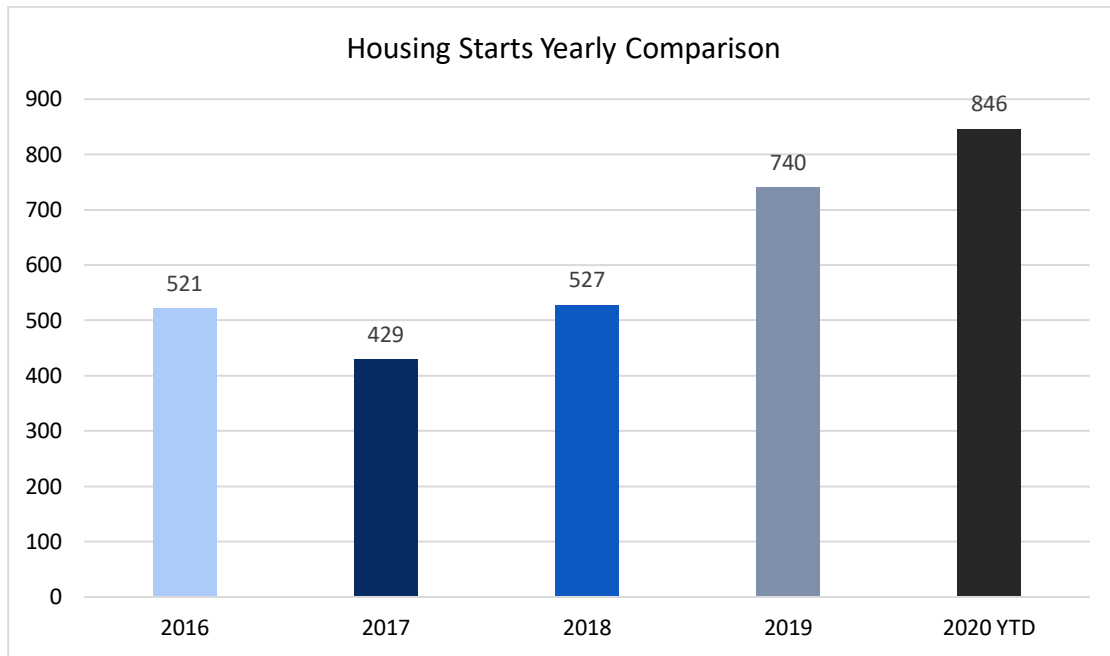


Building Inspections & Code Enforcement

Commercial Plan Review	Address
Sudduth Farms	308,310,312,314,316,318 Sudduth Farm Drive
Brushy Creek Townes	444, 446,448,450 Sea Grit
Sudduth Farms Pool	200 Sudduth Farms Drive
Office upfit	404 Memorial Drive Extn.
Carolina Shower Door	105 John Street
BMW Pro Trans IT Room	410 Global Commerce
Carolina Commerce Lowes Upfit	1601 Poplar Drive
Pure Spa	108 Cannon Street
Brushy Creek Townes	425, 427, 429 Sea Grit
Upfit	112 Cannon Street
Branchwood Townhomes	38, 40, 44, 46 Grey Oak Trail
Victor Apartments Revisions	250 Victor Avenue
Minghua	785 Victor Hill Road
Refresco	1990 Hood Road
Victor Park Shade Structure	108 S Line Street
Oakland Avenue Apartments	212 Oakland Avenue
SRHS Lab Upfit	250 Westomore land Road
BMW Pro Trans Racking	410 Global Commerce
Ice Rink Revisions	211 School Street
Green Laundry Lounge	10 G Moorlyn Lane
South Main Townes	301, 303, 305, 307, 309 Hunt Glen

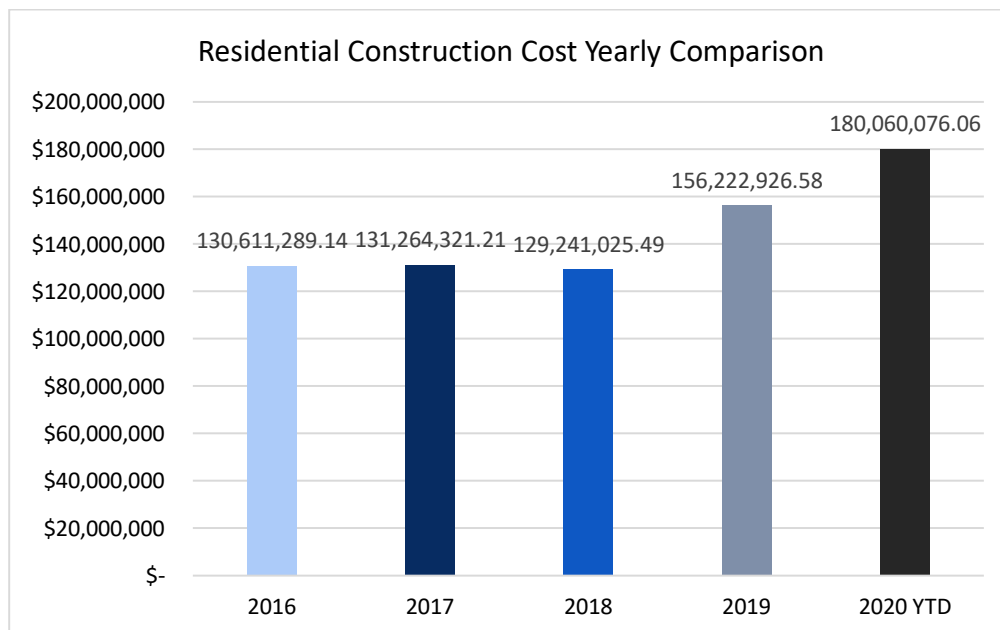


Housing Starts



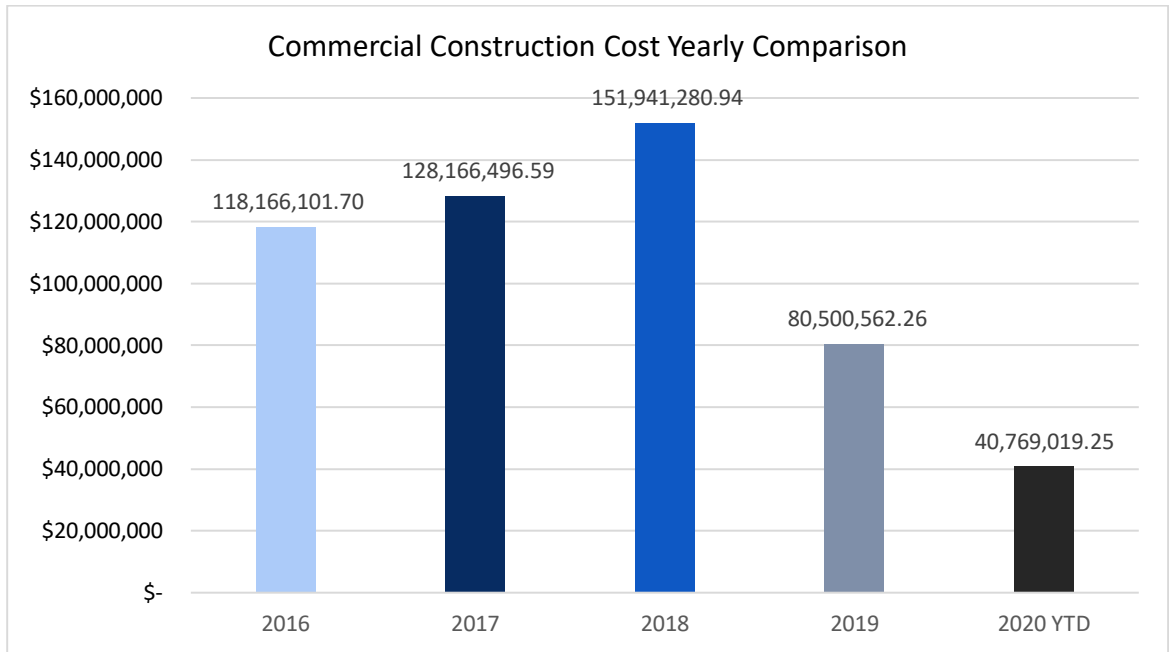
	JAN	FEB	MARCH	APRIL	MAY	JUNE	JULY	AUG	SEPT	OCT	NOV	DEC
2020 YTD	66	80	108	86	90	73	124	108	110	0	0	0

Residential Construction Costs



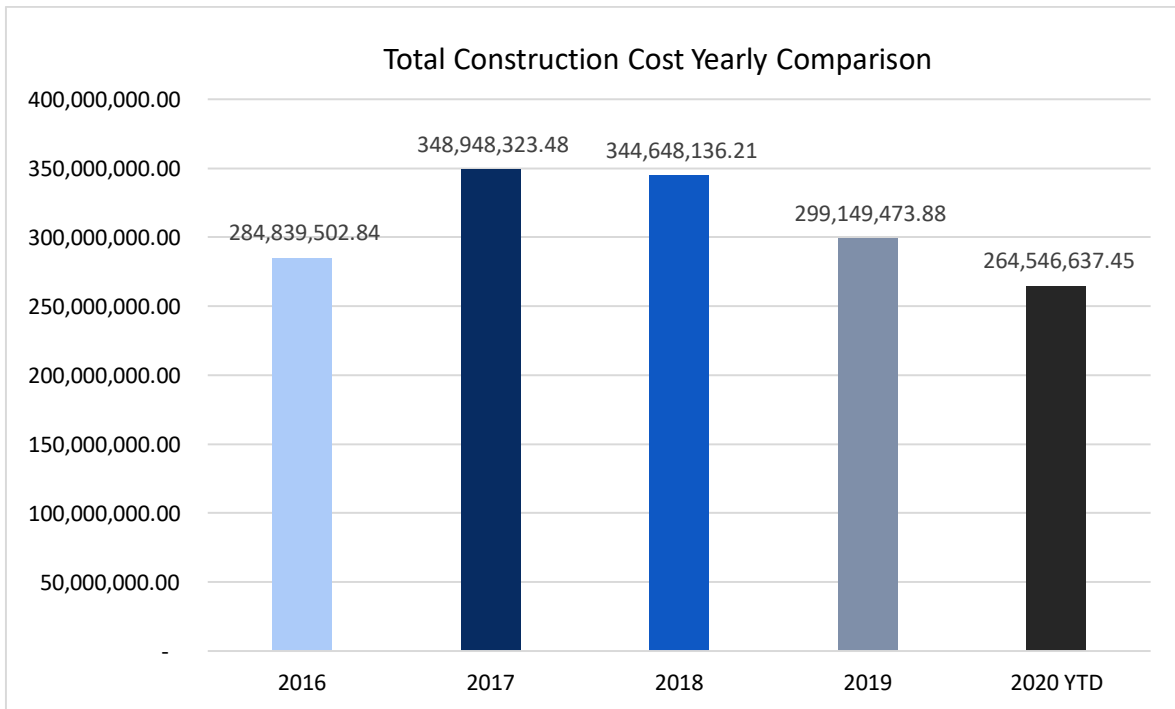
	JAN	FEB	MARCH	APRIL	MAY	JUNE
2020 YTD	14,955,266.04	17,955,746.53	22,210,966.00	15,257,825.80	16,660,852.48	16,957,398.00
	JULY	AUG	SEPT	OCT	NOV	DEC
	26,788,673.15	26,126,363.23	23,146,984.83	0	0	0

Commercial Construction Costs



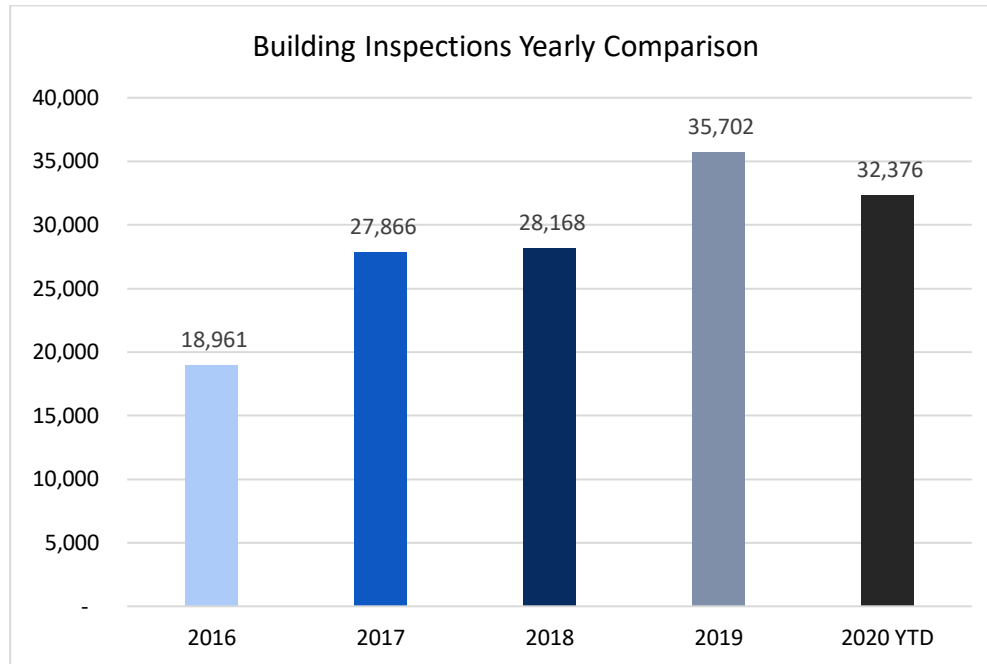
	JAN	FEB	MARCH	APRIL	MAY	JUNE
2020 YTD	3,327,804.00	149,738.30	13,767,393.00	1,558,201.32	1,631,463.30	3,022,622.00
	JULY	AUG	SEPT	OCT	NOV	DEC
	703,043.00	9,481,111.00	7,127,643.33	0	0	0

Total Construction Costs



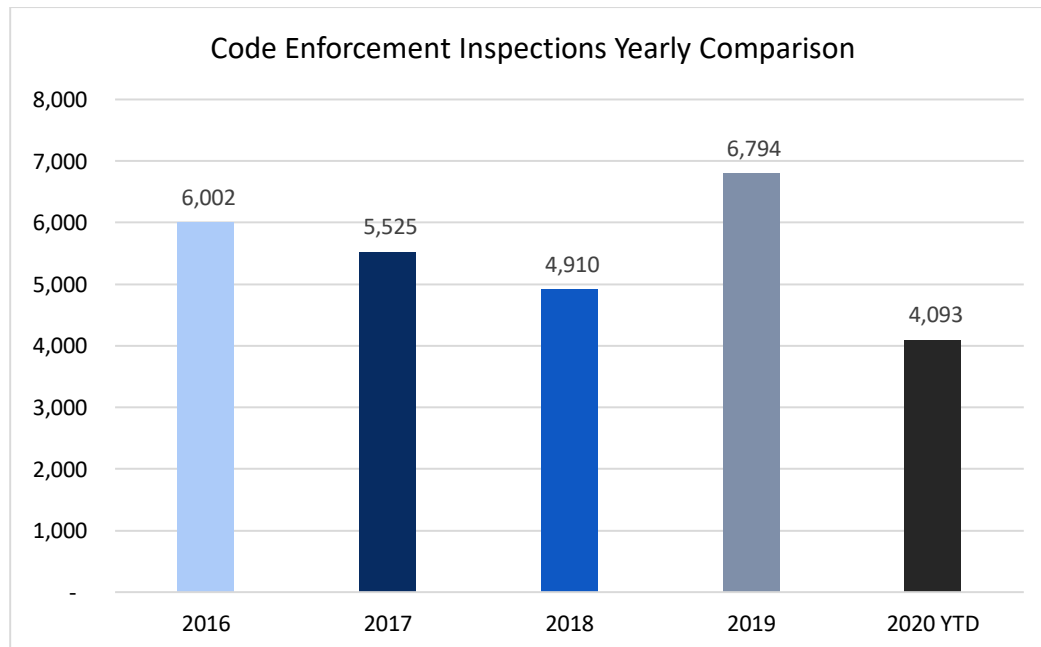
	JAN	FEB	MARCH	APRIL	MAY	JUNE
2020 YTD	24,679,383.71	21,208,476.20	41,241,547.55	24,103,871.41	19,724,442.79	23,516,795.27
	JULY	AUG	SEPT	OCT	NOV	DEC
	31,356,875.79	40,218,521.35	38,496,723.38	0	0	0

Building Inspections



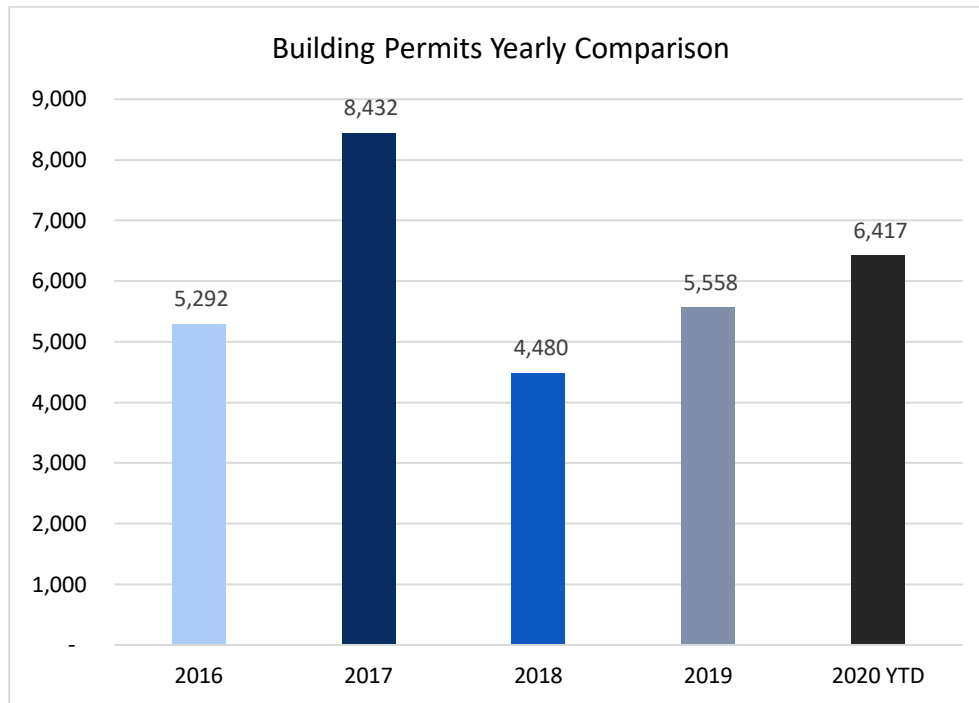
	JAN	FEB	MARCH	APRIL	MAY	JUNE	JULY	AUG	SEPT	OCT	NOV	DEC
2020 YTD	3,757	2,956	3,639	3,595	2,892	3,877	3,791	3,582	4,287	0	0	0

Code Enforcement Inspections



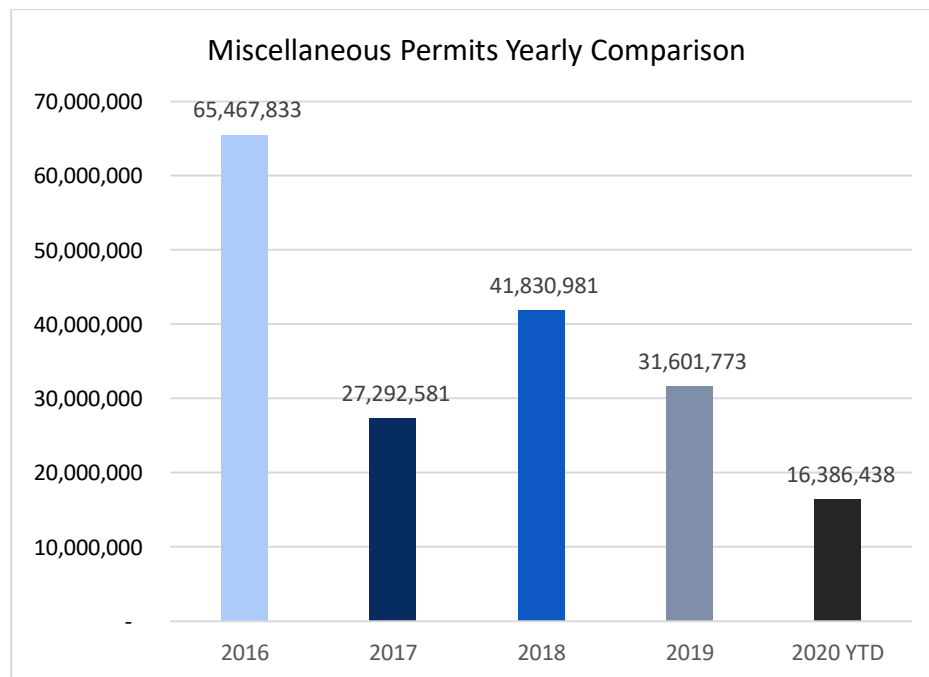
	JAN	FEB	MARCH	APRIL	MAY	JUNE	JULY	AUG	SEPT	OCT	NOV	DEC
2020 YTD	304	246	387	387	412	507	568	593	689	0	0	0

Building Permits



	JAN	FEB	MARCH	APRIL	MAY	JUNE	JULY	AUG	SEPT	OCT	NOV	DEC
2020 YTD	436	519	571	709	587	806	909	913	967	0	0	0

Miscellaneous Permits



	JAN	FEB	MARCH	APRIL	MAY	JUNE
2020 YTD	3,181,381.91	828,449.00	1,147,266.22	3,708,303.50	187,666.00	731,351.22
	JULY	AUG	SEPT	OCT	NOV	DEC
	501,466.00	1,858,763.09	4,241,791.24	0	0	0

Illegal Signs

