

Building and Development Standards

MONTHLY REPORT: AUGUST 2020

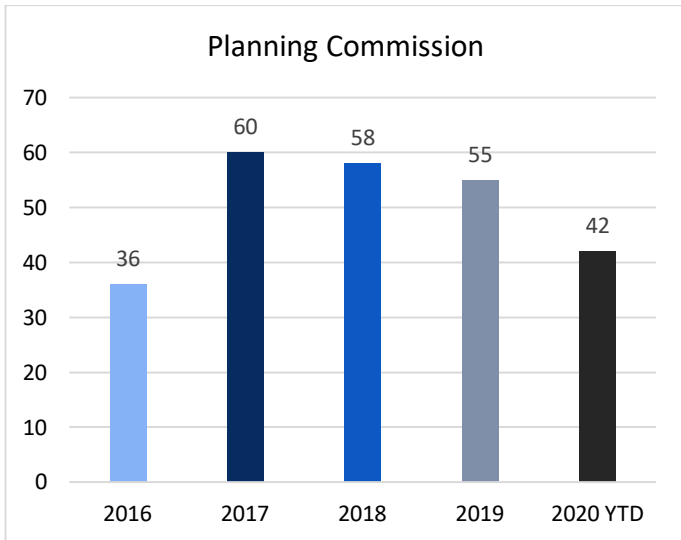


This is the monthly activity report of the Building and Development Standards department. It tracks the activities of: Planning & Zoning, Building Inspections and Code Enforcement, and GIS. More information about each of these divisions is located on the City of Greer's website at www.cityofgreer.org.

Planning & Zoning

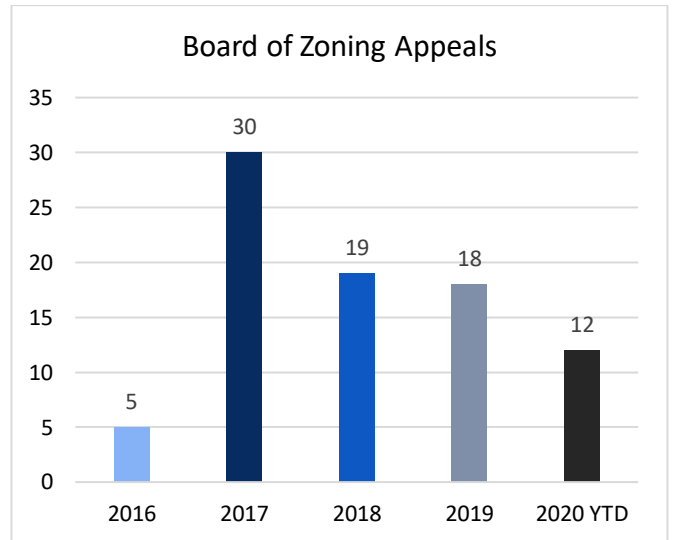
Planning Commission

The Planning Commission reviewed **nine** cases in August.



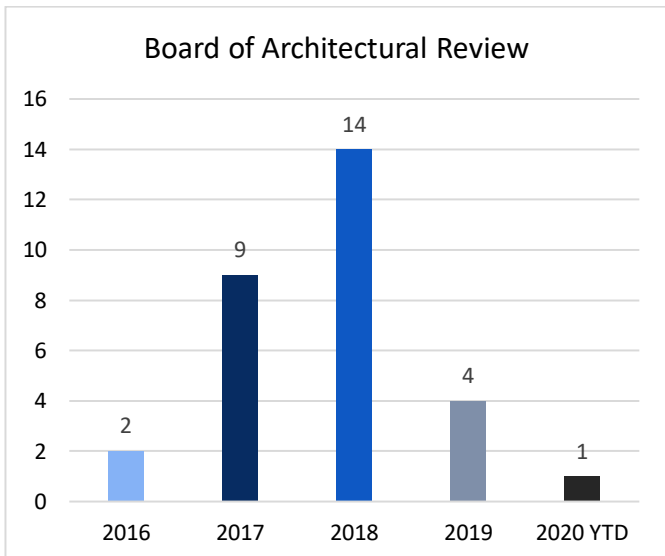
Board of Zoning Appeals

The Board of Zoning Appeals reviewed **zero** cases in August.



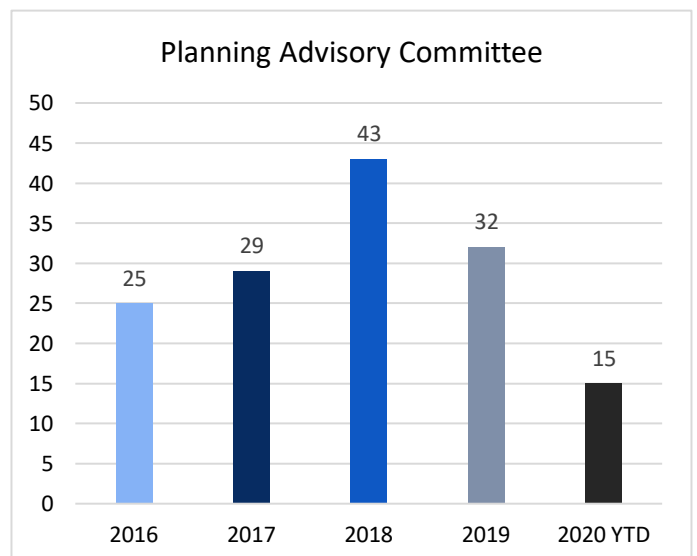
Board of Architectural Review

The Board of Architectural Review reviewed **zero** cases in August.

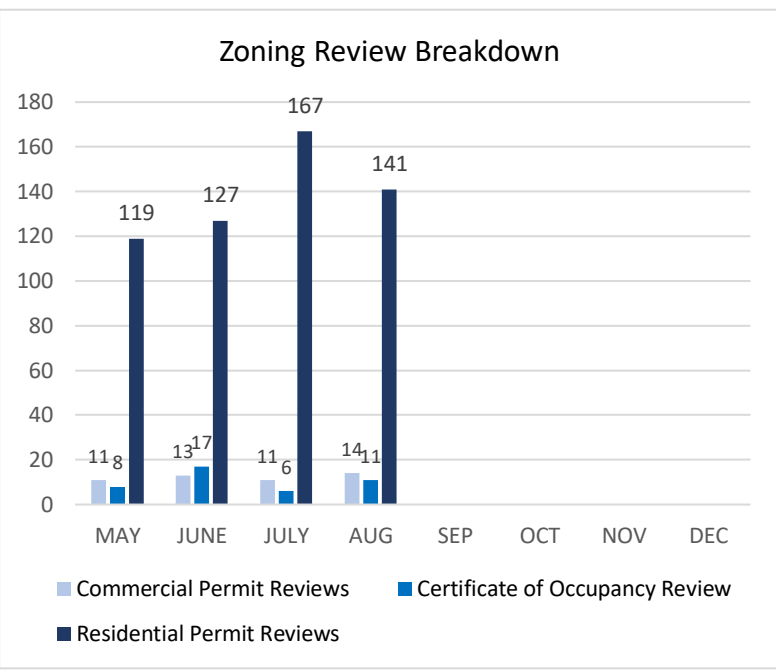
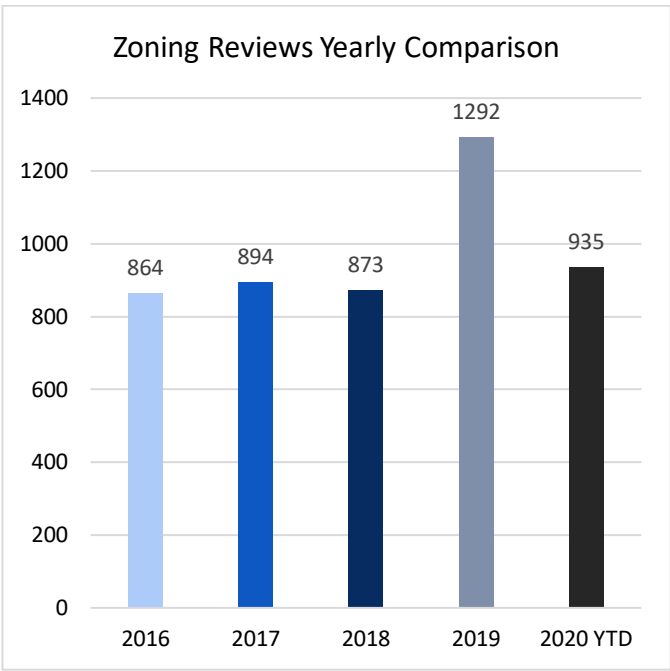


Planning Advisory Committee

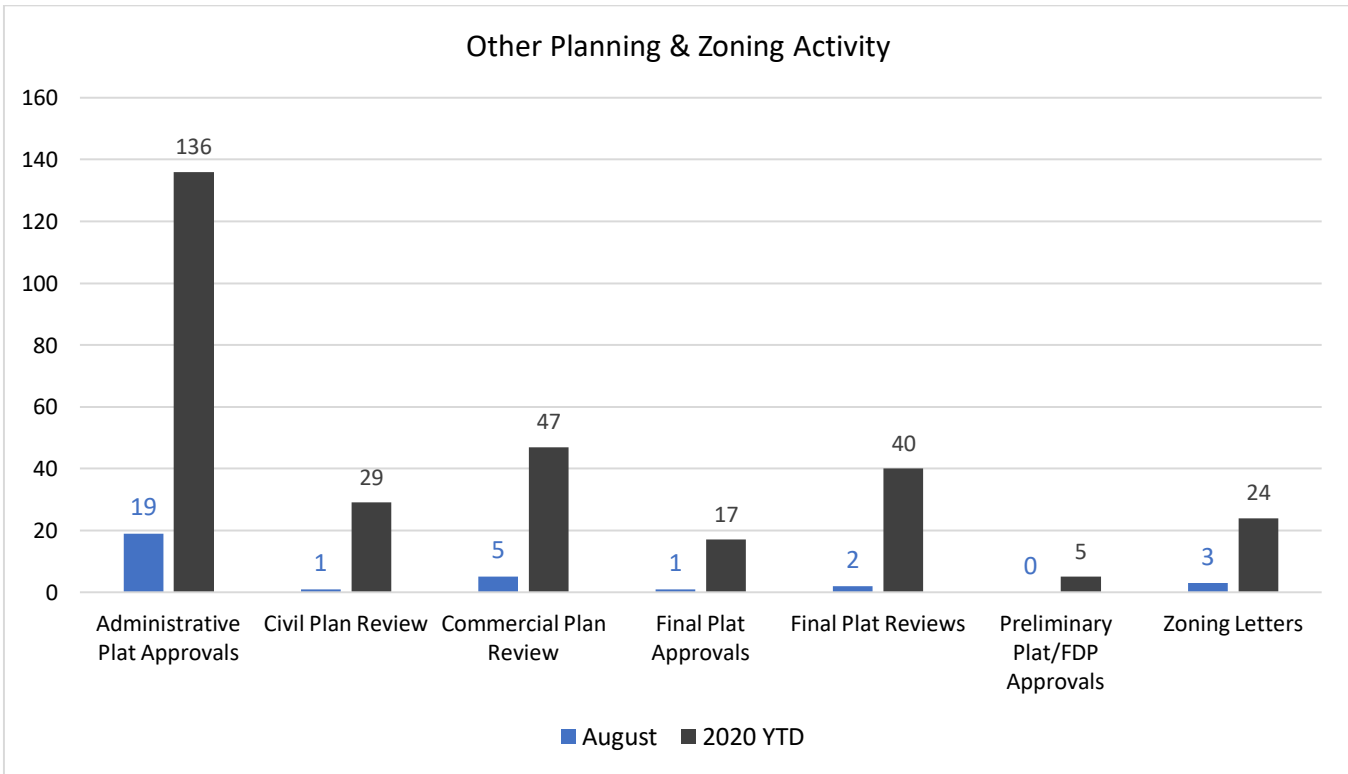
The Planning Advisory Committee reviewed **five** cases in August.



For more information about these cases, please visit the Planning and Zoning division's webpage at: <http://www.cityofgreer.org> or visit the GIS division's webpage to see an interactive Development Dashboard.

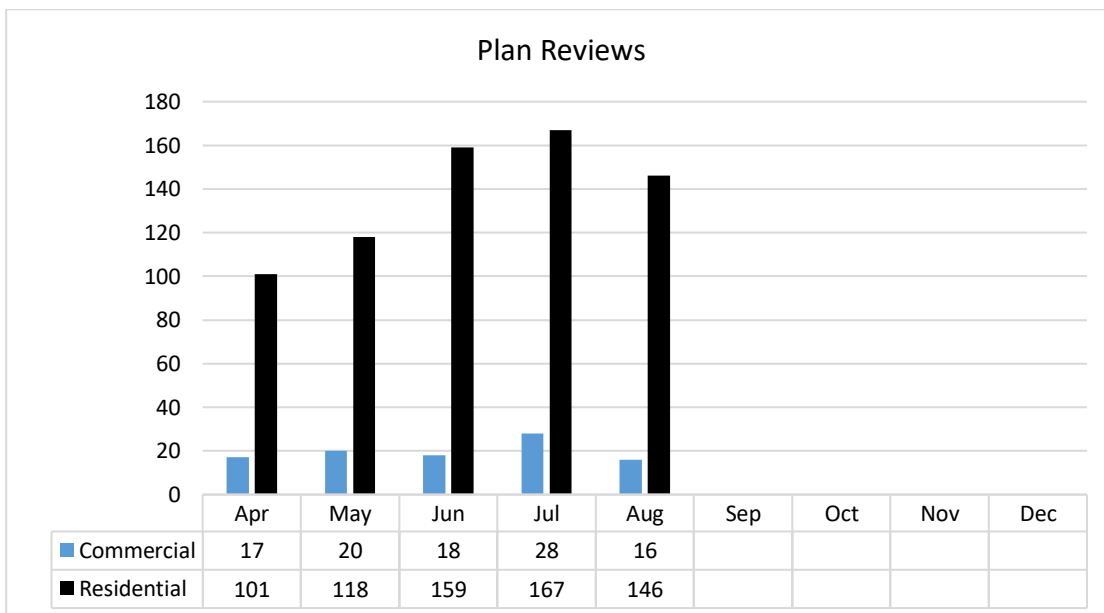


	JAN	FEB	MARCH	APRIL	MAY	JUNE	JULY	AUG	SEPT	OCT	NOV	DEC
2020 YTD	97	119	123	117	138	157	184	166	0	0	0	0

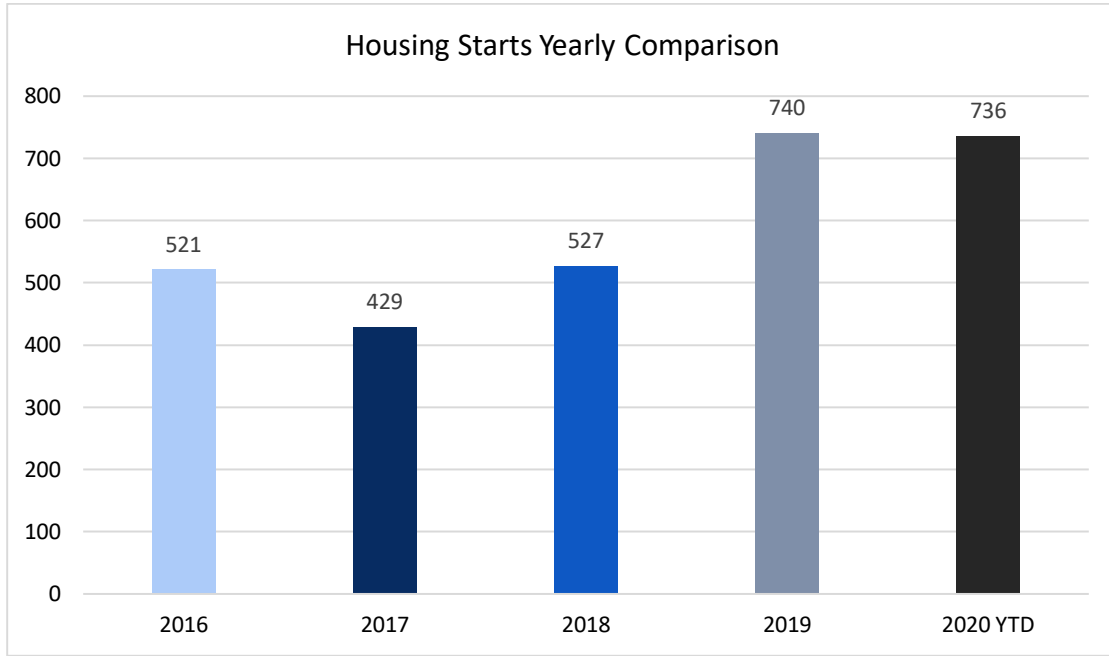


Building Inspections & Code Enforcement

Commercial Plan Review	Address
Sudduth Farms Pool House Amenity	200 Sudduth Farms Drive
Blacklidge Foundation Repair	539 E Poinsett Street
G Fitness	109 N Main Street
McDonalds	6125 W Wade Hampton Blvd
Sudduth Farms Pool House - Revisions	200 Sudduth Farms Drive
Spartanburg Regional OR4 upfit	250 Westmoreland Drive
Ice Rink Mechancial	211 School Street
GSP Modular Building	220 GSP Logistics
Refresco	1990 Hood Road
T Mobile Cell Tower	1511 Hwy 101 S
T Mobile Cell Tower	306 Earl Street
Sub Station II	3 A & B Town Center Drive
Pure Green	108 Cannon Street
Brush Creek Townes	431, 433, 435, 437 Sea Grit
T Mobile Cell Tower	301 Chandler Road
Saddlebrook Farms Sales Trailer	504 Backare Court

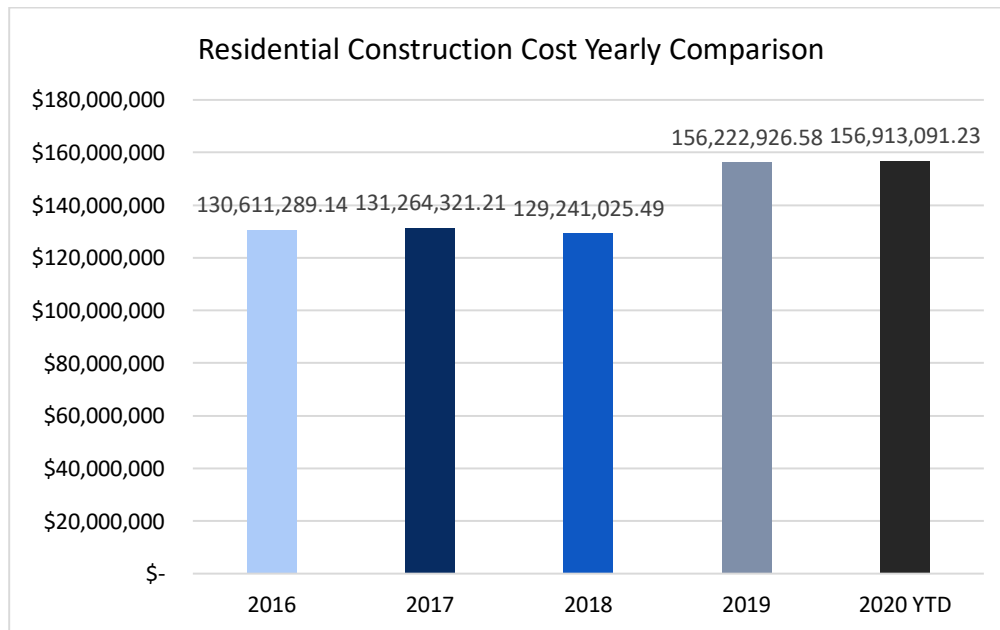


Housing Starts



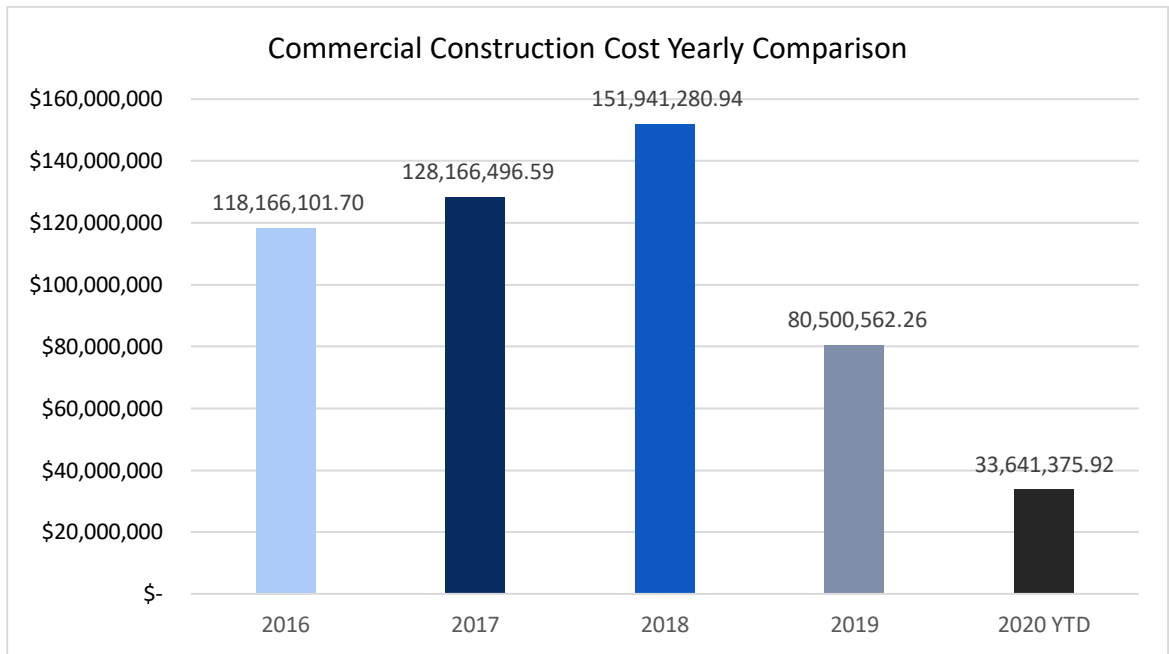
	JAN	FEB	MARCH	APRIL	MAY	JUNE	JULY	AUG	SEPT	OCT	NOV	DEC
2020 YTD	66	80	108	86	90	73	124	108	0	0	0	0

Residential Construction Costs



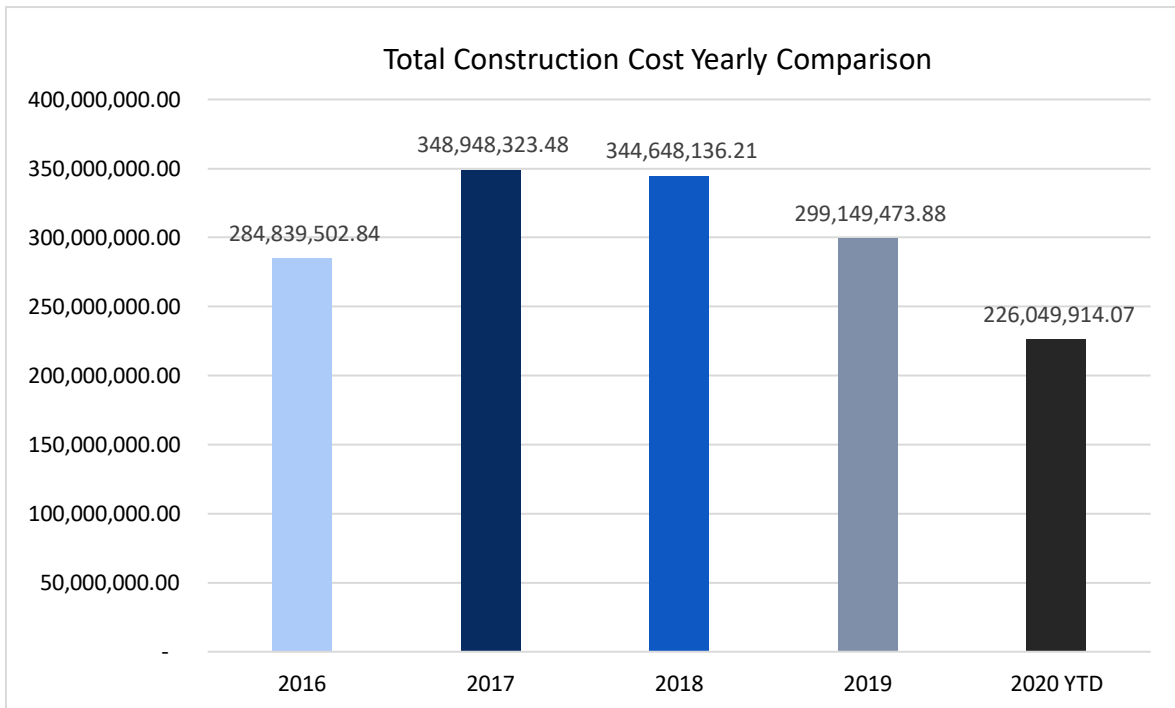
	JAN	FEB	MARCH	APRIL	MAY	JUNE
2020 YTD	14,955,266.04	17,955,746.53	22,210,966.00	15,257,825.80	16,660,852.48	16,957,398.00
	JULY	AUG	SEPT	OCT	NOV	DEC
	26,788,673.15	26,126,363.23	0	0	0	0

Commercial Construction Costs



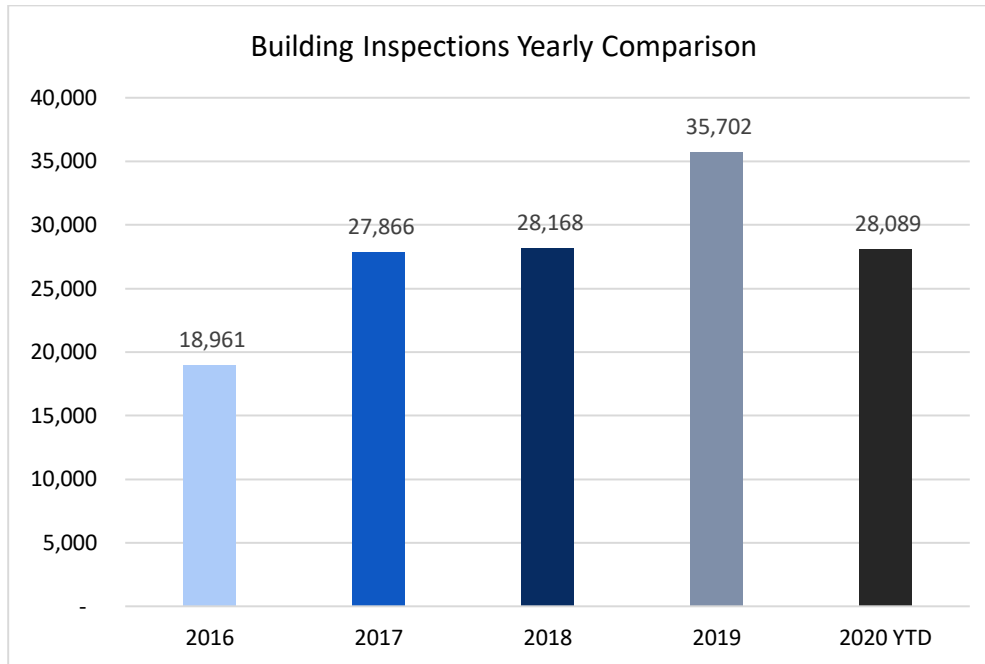
	JAN	FEB	MARCH	APRIL	MAY	JUNE
2020 YTD	3,327,804.00	149,738.30	13,767,393.00	1,558,201.32	1,631,463.30	3,022,622.00
	JULY	AUG	SEPT	OCT	NOV	DEC
	703,043.00	9,481,111.00	0	0	0	0

Total Construction Costs



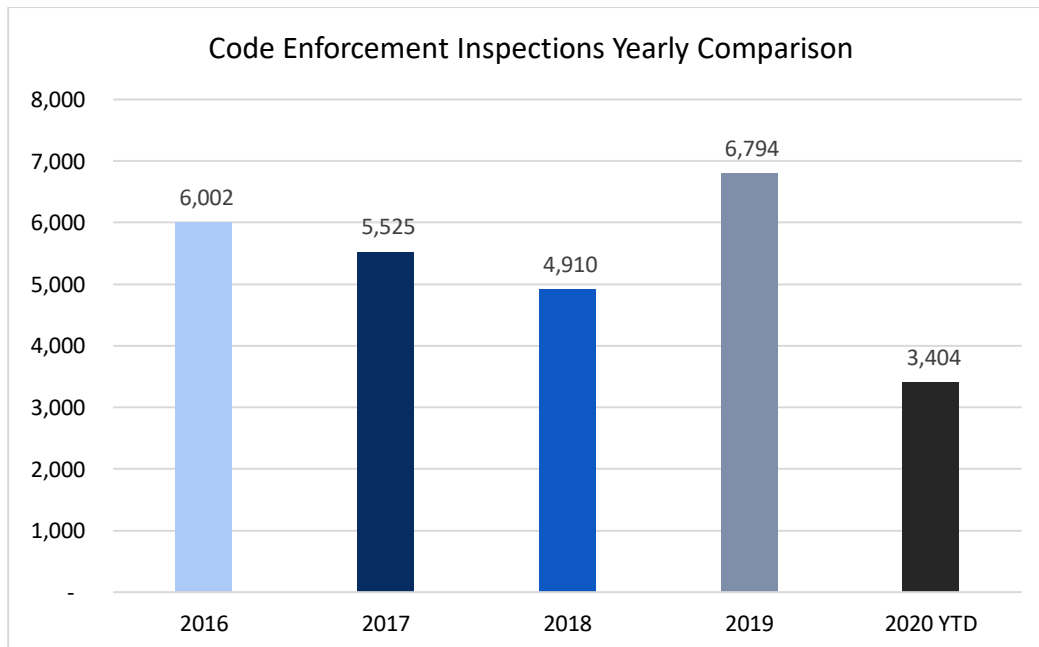
	JAN	FEB	MARCH	APRIL	MAY	JUNE
2020 YTD	24,679,383.71	21,208,476.20	41,241,547.55	24,103,871.41	19,724,442.79	23,516,795.27
	JULY	AUG	SEPT	OCT	NOV	DEC
	31,356,875.79	40,218,521.35	0	0	0	0

Building Inspections



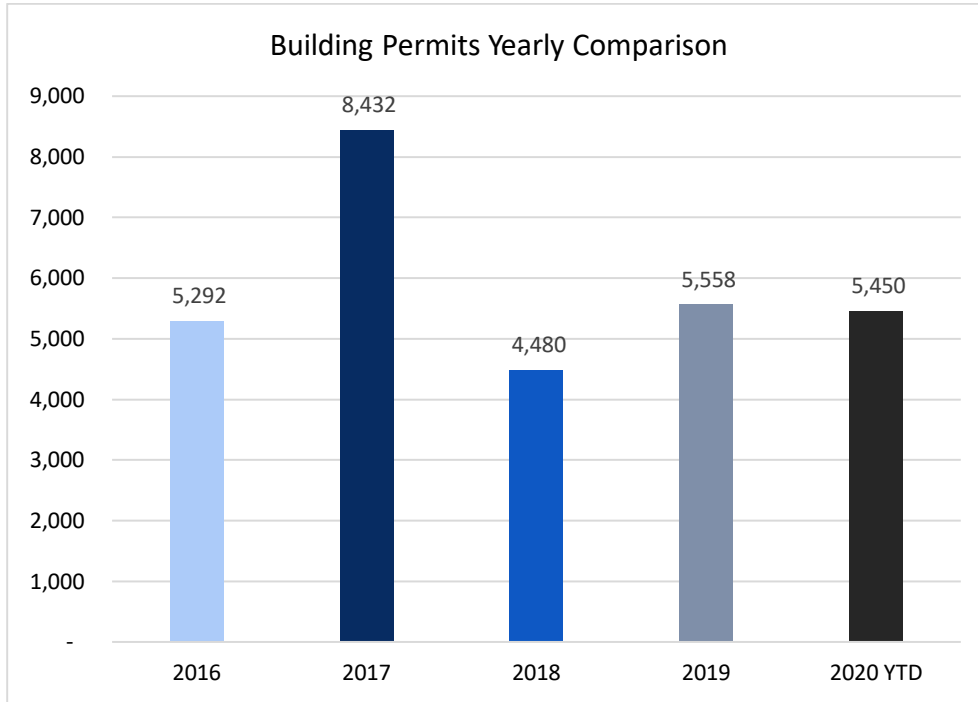
	JAN	FEB	MARCH	APRIL	MAY	JUNE	JULY	AUG	SEPT	OCT	NOV	DEC
2020 YTD	3,757	2,956	3,639	3,595	2,892	3,877	3,791	3,582	0	0	0	0

Code Enforcement Inspections



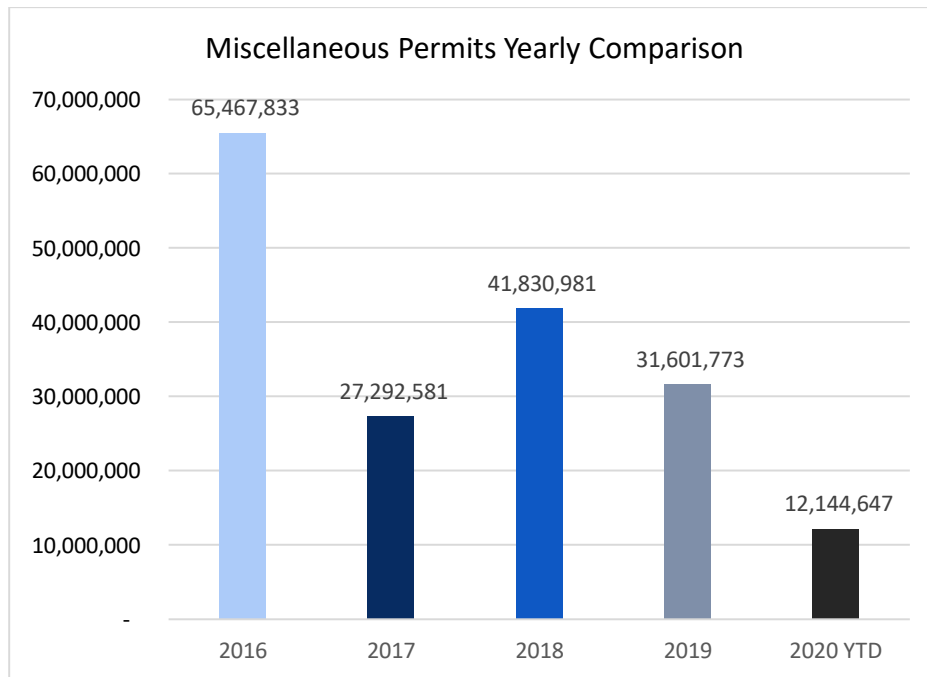
	JAN	FEB	MARCH	APRIL	MAY	JUNE	JULY	AUG	SEPT	OCT	NOV	DEC
2020 YTD	304	246	387	387	412	507	568	593	0	0	0	0

Building Permits



	JAN	FEB	MARCH	APRIL	MAY	JUNE	JULY	AUG	SEPT	OCT	NOV	DEC
2020 YTD	436	519	571	709	587	806	909	913	0	0	0	0

Miscellaneous Permits



	JAN	FEB	MARCH	APRIL	MAY	JUNE
2020 YTD	3,181,381.91	828,449.00	1,147,266.22	3,708,303.50	187,666.00	731,351.22
	JULY	AUG	SEPT	OCT	NOV	DEC
	501,466.00	1,858,763.09		0	0	0
				0	0	0

Illegal Signs

