

# Building and Development Standards

---

MONTHLY REPORT: JUNE 2020

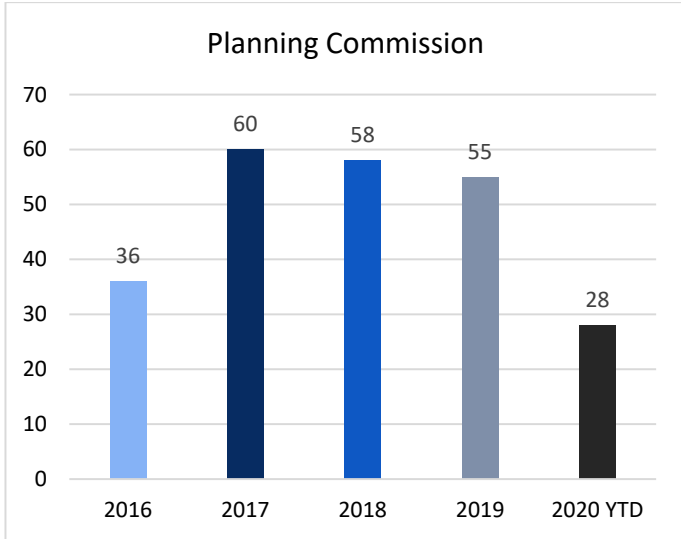


This is the monthly activity report of the Building and Development Standards department. It tracks the activities of: Planning & Zoning, Building Inspections and Code Enforcement, and GIS. More information about each of these divisions is located on the City of Greer's website at [www.cityofgreer.org](http://www.cityofgreer.org).

# Planning & Zoning

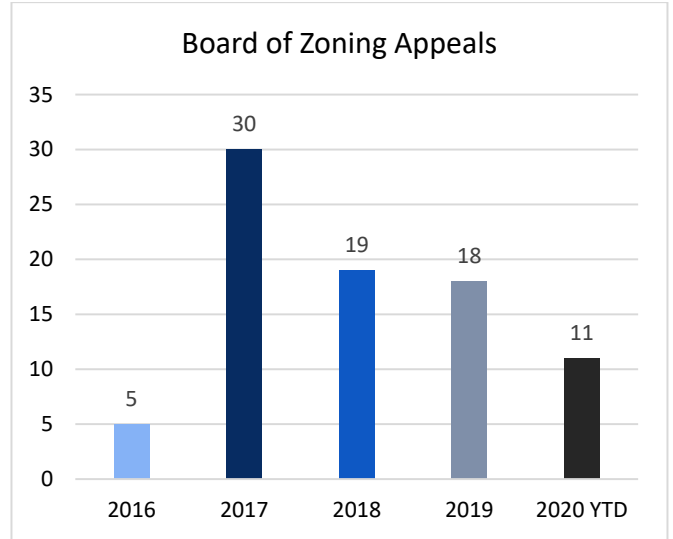
## Planning Commission

The Planning Commission reviewed **seven** cases in June.



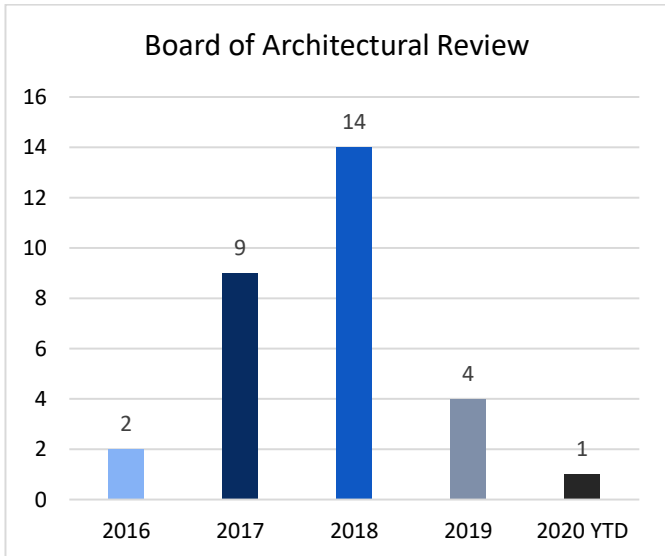
## Board of Zoning Appeals

The Board of Zoning Appeals reviewed **three** cases in June.



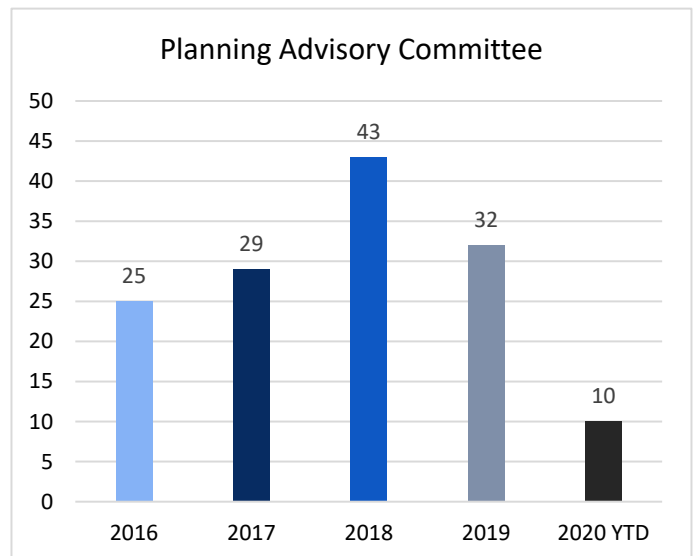
## Board of Architectural Review

The Board of Architectural Review reviewed **zero** cases in June.

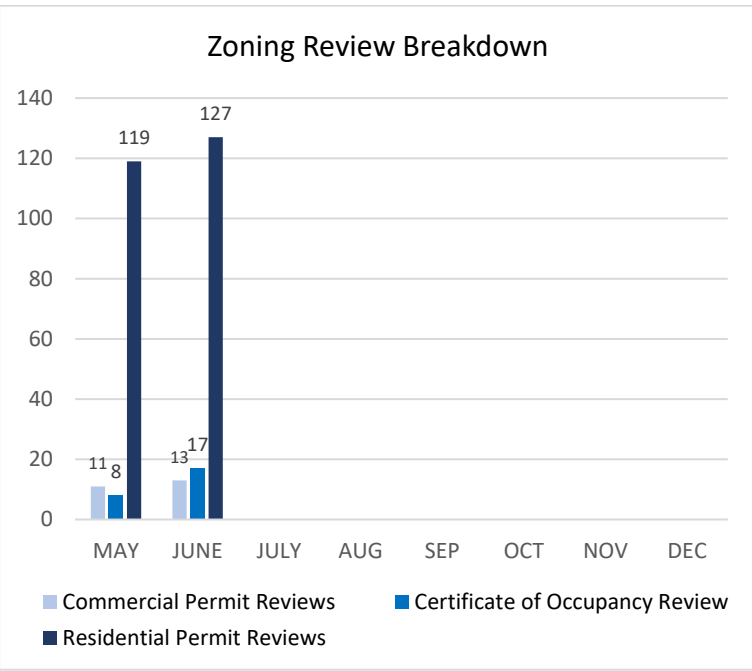
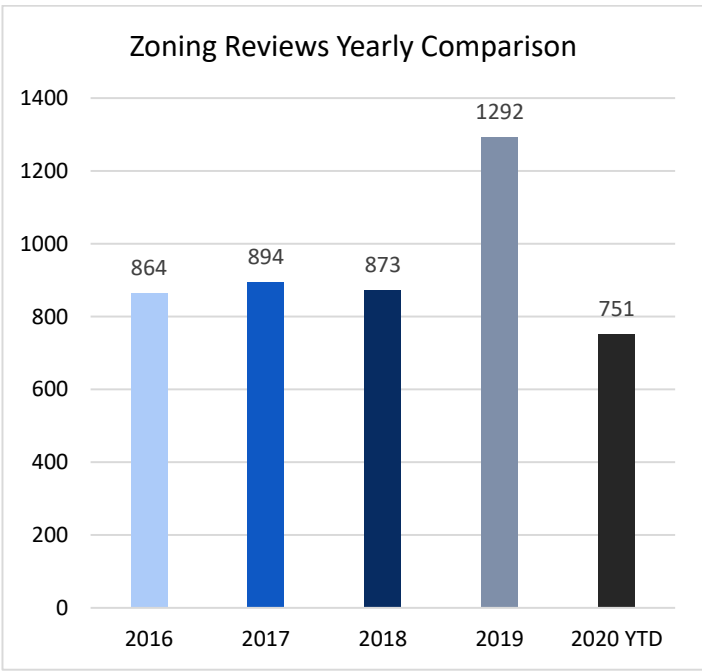


## Planning Advisory Committee

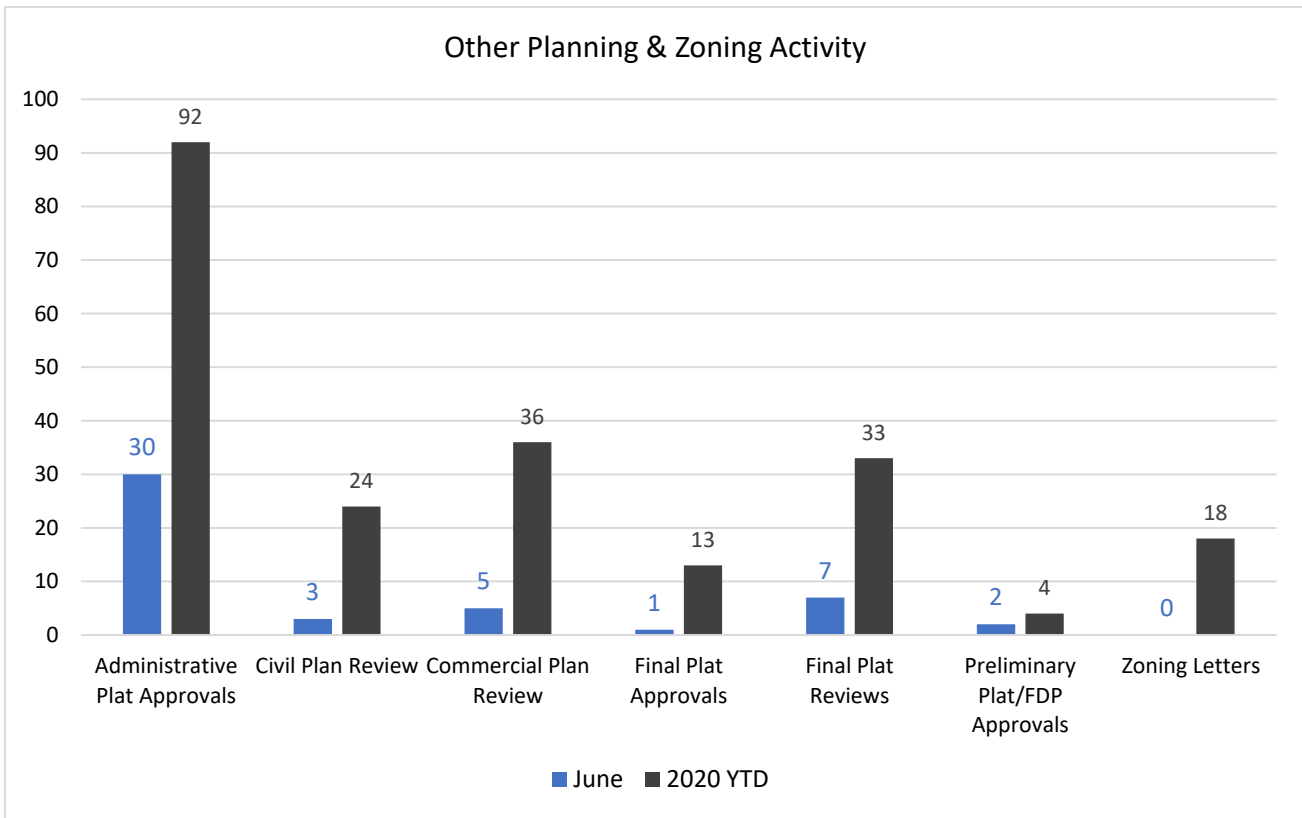
The Planning Advisory Committee reviewed **one** case in June.



For more information about these cases, please visit the Planning and Zoning division's webpage at: <http://www.cityofgreer.org> or visit the GIS division's webpage to see an interactive Development Dashboard.

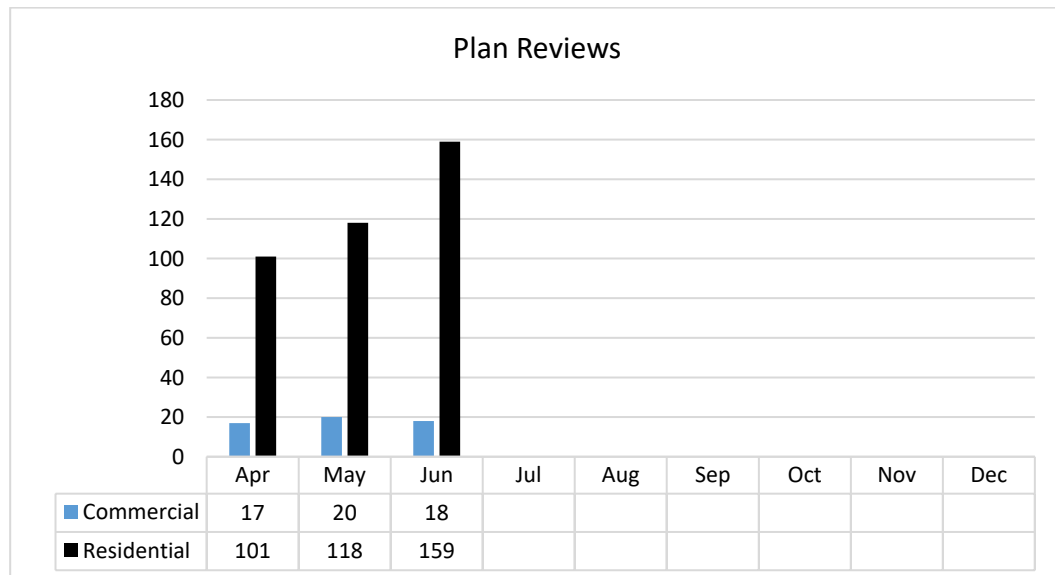


	JAN	FEB	MARCH	APRIL	MAY	JUNE	JULY	AUG	SEPT	OCT	NOV	DEC
<b>2020 YTD</b>	97	119	123	117	138	157	0	0	0	0	0	0

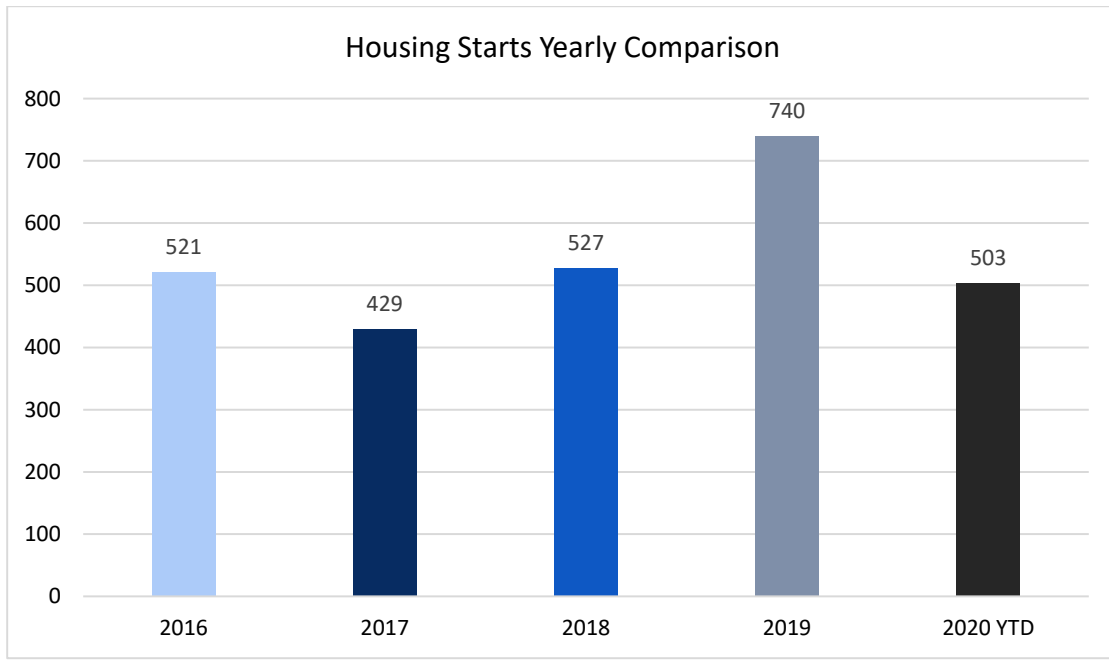


# Building Inspections & Code Enforcement

Commercial Plan Review	Address
Wild Ace Mechanical	103 Depot Street
Mayfair Station	208,210,212,214 Waverton
D-Fitness	107 N Main Street
Cornerstone Medical	206 S Main Street
Victor Apartments	250 Victor Avenue
Ice Rink	211 School Street
Plastic Omnium	310 Genoble Road
Pilot Freight	120-121 Caliber Ridge
Quarter Master Properties	500 W Poinsett Street
South Main Townes	300, 302, 304, 306, 308 Huntglen Court
Park Avenue Townes	130, 132, 134, 136 Park Avenue
Greer Depot Event Space	300 C Randall Street
Municipal Parking Garage Revisions	112 N Main Street
River of Life Church	104 New Woodruff Road
Tribe 513 Revisions	215 Trade Street
Greer First Baptist	201 W Poinsett Street
Shine on 29	14011 E Wade Hampton
Model Home Mayfield Crossing	201 Braselton
Retaining Wall	722 Kings Hill
Retaining Wall	Oakton Subdivison
Retaining Wall	313 Farmers Market
Retaining Wall	415 Yellowbird Street

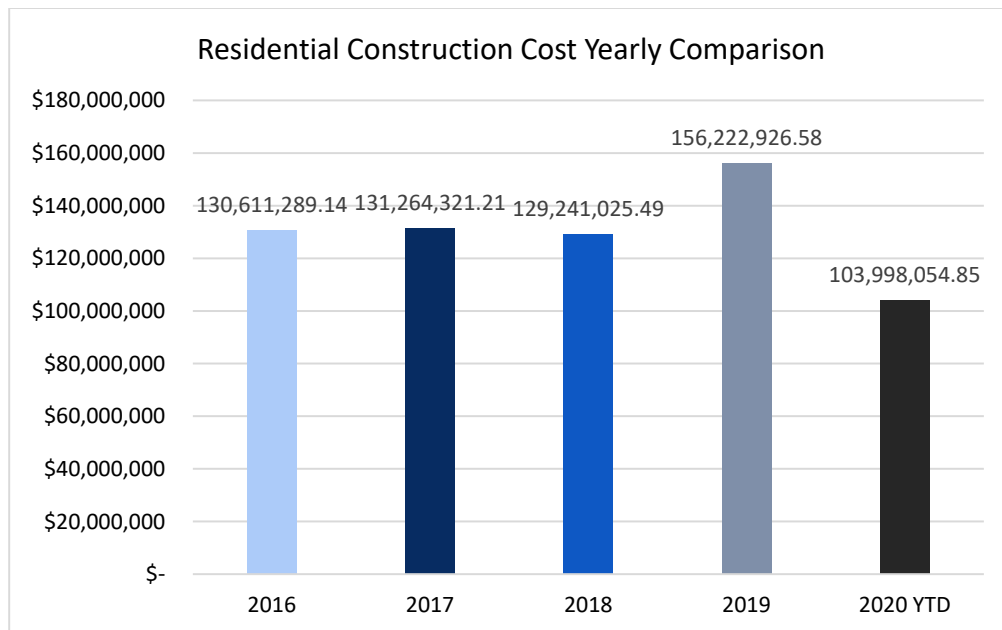


## Housing Starts



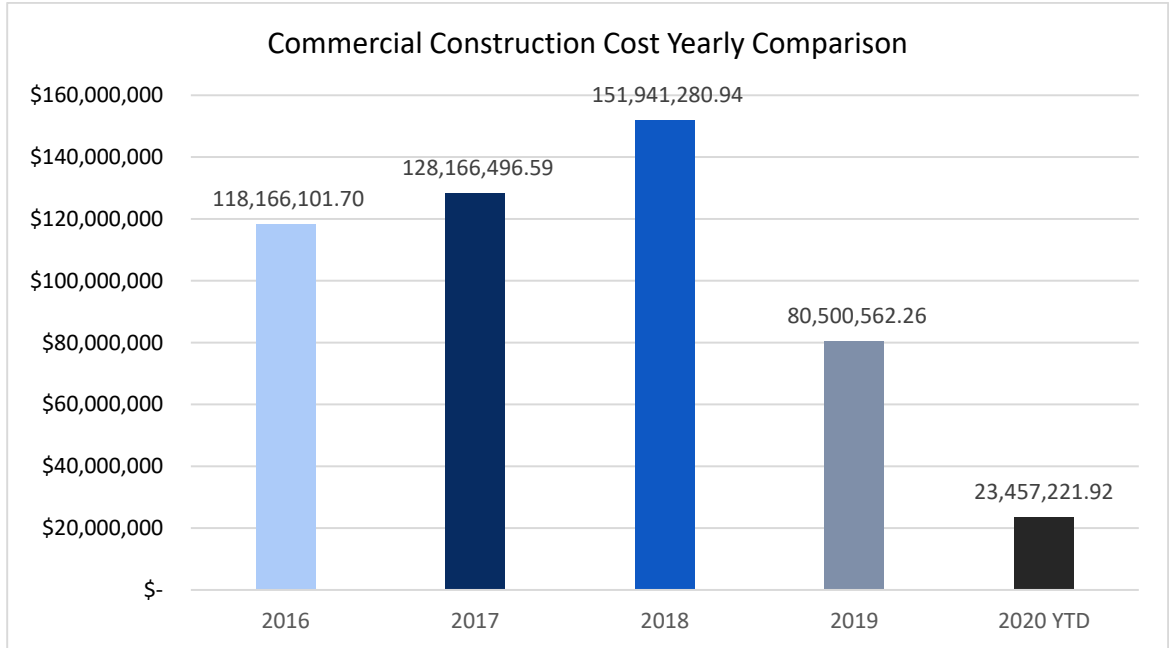
	JAN	FEB	MARCH	APRIL	MAY	JUNE	JULY	AUG	SEPT	OCT	NOV	DEC
<b>2020 YTD</b>	66	80	108	86	90	73	0	0	0	0	0	0

## Residential Construction Costs



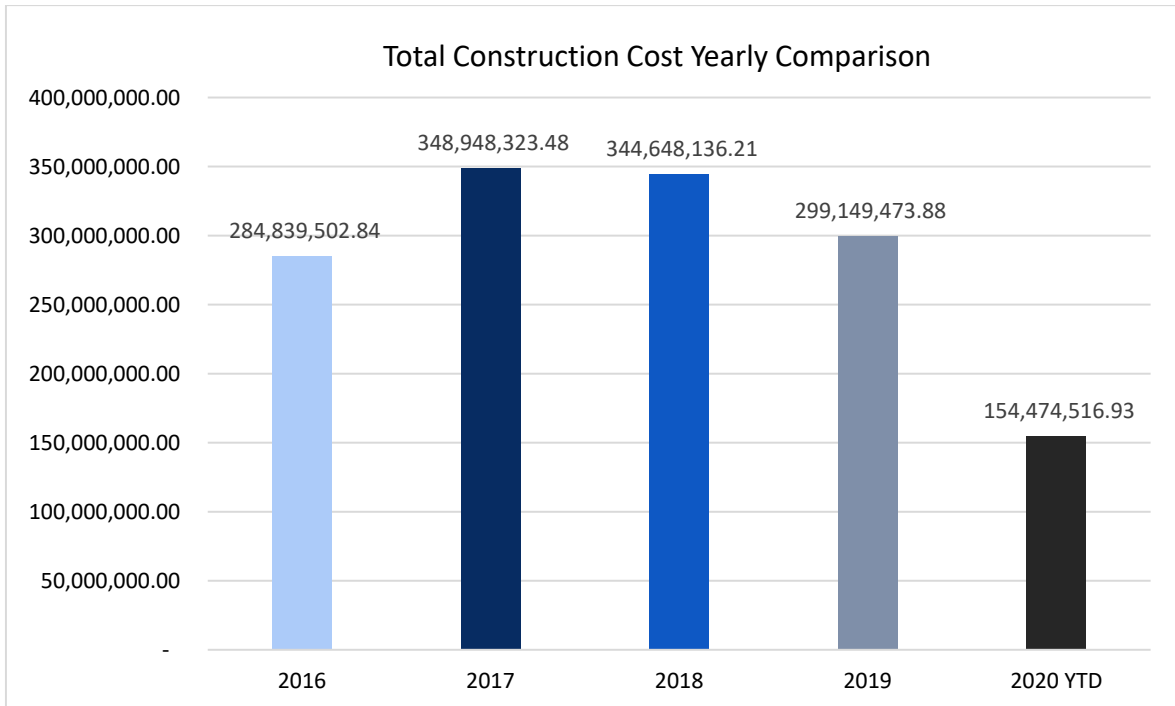
	JAN	FEB	MARCH	APRIL	MAY	JUNE
<b>2020 YTD</b>	14,955,266.04	17,955,746.53	22,210,966.00	15,257,825.80	16,660,852.48	16,957,398.00
	JULY	AUG	SEPT	OCT	NOV	DEC
	0	0	0	0	0	0

## Commercial Construction Costs



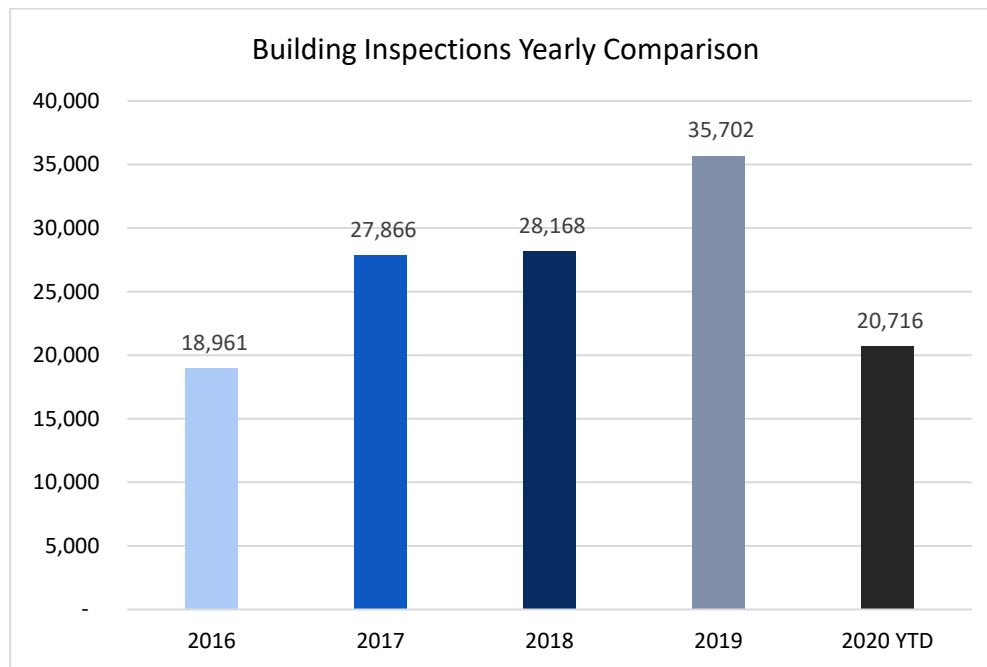
	JAN	FEB	MARCH	APRIL	MAY	JUNE
<b>2020 YTD</b>	3,327,804.00	149,738.30	13,767,393.00	1,558,201.32	1,631,463.30	3,022,622.00
	JULY	AUG	SEPT	OCT	NOV	DEC
	0	0	0	0	0	0

## Total Construction Costs



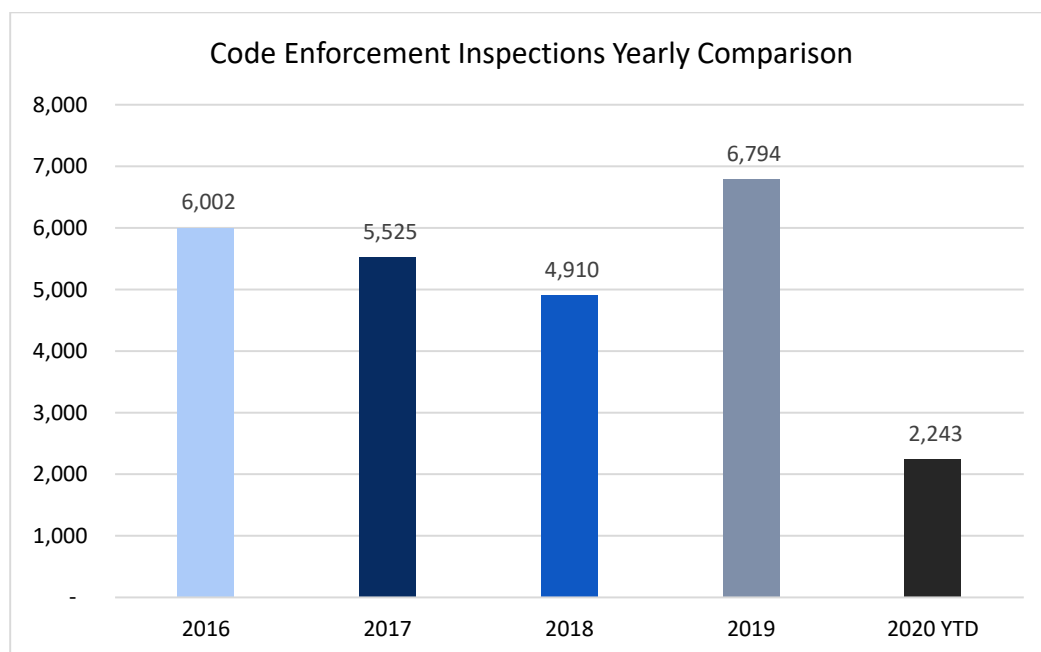
	JAN	FEB	MARCH	APRIL	MAY	JUNE
<b>2020 YTD</b>	24,679,383.71	21,208,476.20	41,241,547.55	24,103,871.41	19,724,442.79	23,516,795.27
	JULY	AUG	SEPT	OCT	NOV	DEC
	0	0	0	0	0	0

## Building Inspections



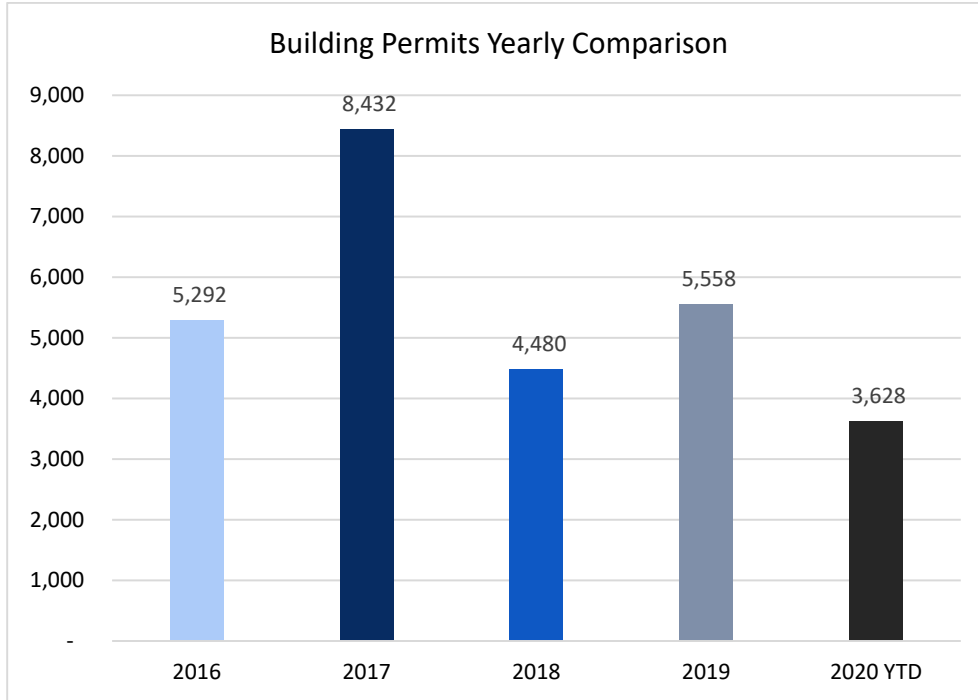
	JAN	FEB	MARCH	APRIL	MAY	JUNE	JULY	AUG	SEPT	OCT	NOV	DEC
<b>2020 YTD</b>	3,757	2,956	3,639	3,595	2,892	3,877	0	0	0	0	0	0

## Code Enforcement Inspections



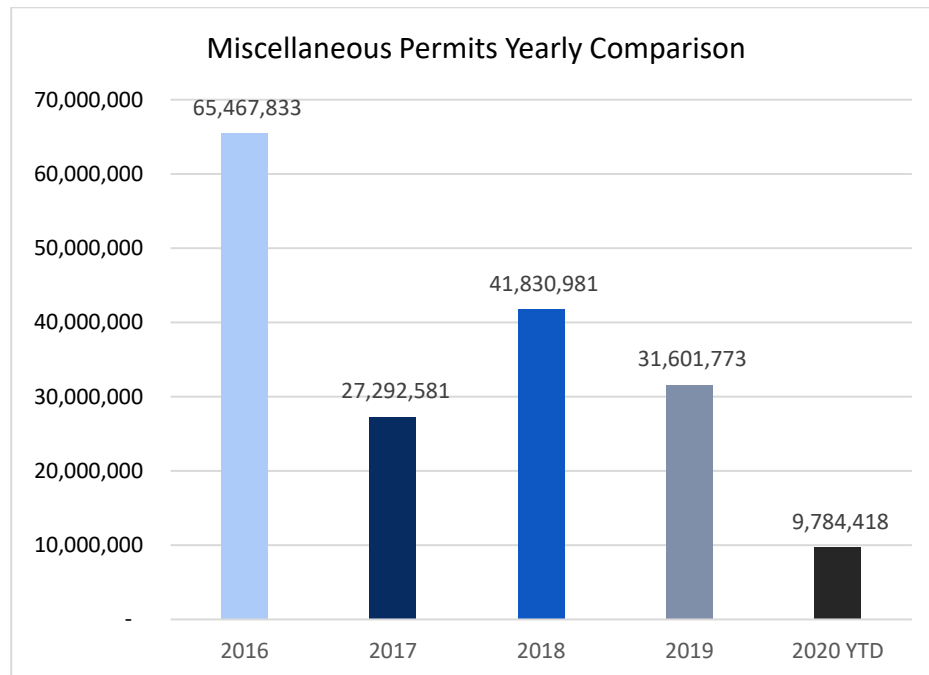
	JAN	FEB	MARCH	APRIL	MAY	JUNE	JULY	AUG	SEPT	OCT	NOV	DEC
<b>2020 YTD</b>	304	246	387	387	412	507	0	0	0	0	0	0

## Building Permits



	JAN	FEB	MARCH	APRIL	MAY	JUNE	JULY	AUG	SEPT	OCT	NOV	DEC
<b>2020 YTD</b>	436	519	571	709	587	806	0	0	0	0	0	0

## Miscellaneous Permits



	JAN	FEB	MARCH	APRIL	MAY	JUNE
<b>2020 YTD</b>	3,181,381.91	828,449.00	1,147,266.22	3,708,303.50	187,666.00	731,351.22
	JULY	AUG	SEPT	OCT	NOV	DEC
	0	0	0	0	0	0



## Illegal Signs

