

GREER POLICE DEPARTMENT

September 2019 Monthly Report



GREER POLICE DEPARTMENT

September 2019 Monthly Report

Command Staff

Chief Hamby

Captain Pressley

Lt. Fortenberry-

Administrative Division

Lt. Blackwell-

Operations Division

Lt. Richardson-

Patrol Division

Lt. Varner-

Investigations Division

The Greer Citizen's Police
Academy Alumni
Association treated the PD
to a delicious dinner!



Lt. Fortenberry- Administrative Division

Staffing Report

2019 Greer Police Department Staffing Report				
Department	Total Allocated Position	Current Staffing Level	Emp. on Light Duty, FMLA, or Military Leave	Positions to Fill
Sworn Officers	62 FT / 1 PT	60 FT / 0 PT	3	2 FT/1 PT
Communications	12 FT	10 FT	0	2 FT
Detention	7 FT	6 FT	1	1 FT
Administrative	7 FT / 1 PT	6 FT / 1 PT	0	1 FT
Animal Control	1 FT	1 FT	0	0
Total	89 FT / 2 PT	83 FT / 1 PT	4	6 FT / 1 PT

Volunteer Hours

Citizen's Academy Volunteer Hours		
Month	Monthly Total	Total YTD
January	185	185
February	97	282
March	167.25	449.25
April	158.5	607.75
May	143	750.75
June	172.5	923.25
July	203.5	1,126.75
August	171.45	1,298.2
September	179.5	1,477.7
October		
November		
December		

Departmental Training Report

Month	Classes	# Of Students	# Of Class Hours	Total Training Time
Jan. 2019	6	157	14	364
Feb. 2019	5	142	11	304
Mar. 2019	6	215	36.5	1,309
Apr. 2019	7	149	15	356
May 2019	7	97	185.5	1,780
June 2019	6	154	108	1,597
July 2019	7	115	159	3,113
Aug. 2019	5	139	140	2,792
Sept. 2019	12	163	129	1825
Oct. 2019				
Nov. 2019				
Dec. 2019				
Total YTD	61	1,331	798	13,440



Lt. Fortenberry- Administrative Division

Community Engagement



Community Partnership
Event at Bilo



Homeless Camp by
Gold's Gym

Lt. Blackwell- Operations Division

Communications Center

Dispatch and Call Frequency	Aug-19	Sep-19	% Change From Previous Month	Year to Date 2018	Year to Date 2019	% Change From Previous Year
Number of 911 Calls	1,347	1,341	-0.4%	11,699	12,115	3.6%
Incoming 7-Digit Line Calls	5,586	5,151	-7.8%	46,441	48,018	3.4%
Police Calls for Service	2,573	2,388	-7.2%	23,238	24,460	5.3%
Fire Calls for Service	762	815	7.0%	3,920	7,022	79.1%
Total Dispatched Calls	3,335	3,203	-4.0%	27,158	32,109	18.2%

Detention Center

Inmate and Process Total	Aug-19	Sep-19	% Change From Previous Month	Year to Date 2018	Year to Date 2019	% Change From Previous Year
Number of Adults Processed	95	95	0.0%	1,238	999	-19.4%
Transported to Greenville	42	29	-31.0%	415	370	-10.8%
Transported to Spartanburg	13	18	38.5%	228	247	8.3%
Juveniles Processed	1	0	100.0%	22	14	-36.4%
Hours Covered by Patrol	0	0	0.0%	208	12	-94.2%


Lt. Blackwell- Operations Division

Animal Control Services

Animal Control Activity	August 2019	September 2019	% Change From Previous Month	Year to Date 2018	Year to Date 2019	% Change From Previous Year
Calls for Service	189	163	-13.8%	1,518	1,318	-13.2%
Live Dogs Picked Up	13	7	-46.2%	90	87	-3.3%
Live Cats Picked Up	4	1	-75.0%	64	40	-37.5%
Traps Delivered	6	4	-33.3%	47	45	-4.3%
Follow Up Calls	10	9	-10.0%	119	107	-10.1%
Citations Issued	1	1	100.0%	9	10	11.1%

Lt. Richardson- Patrol Division

Patrol Community Engagement



Active Shooter Drill at BMW



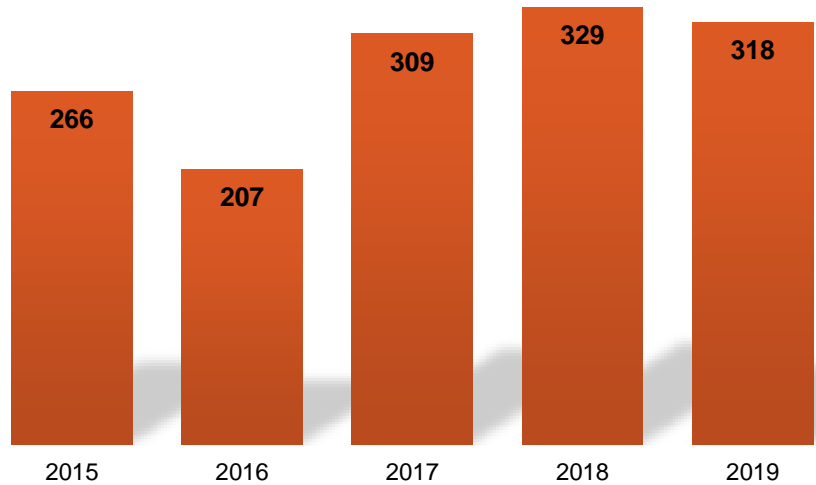
Officers strategizing their response for the Active Shooter Drill at BMW

Lt. Varner- Investigations Division

Cases Assigned YTD

There were a total of 50 new cases assigned to CID in September 2019. White collar crimes are again the most assigned cases this month. There were a higher number of Death Investigations and abuse related cases this month.

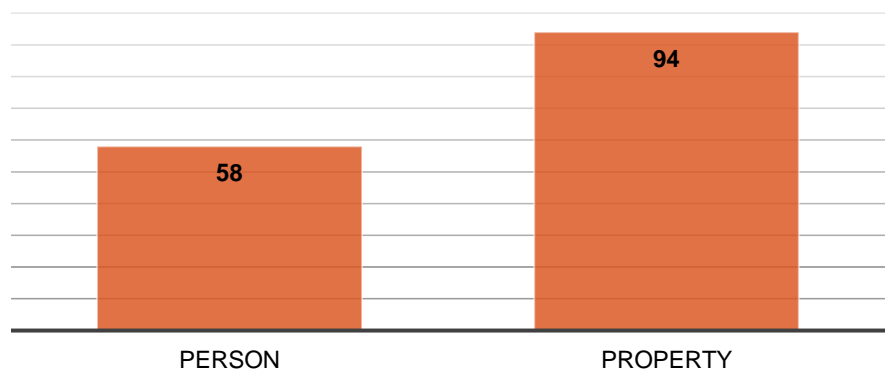
CID Assigned Cases Year to Date - September 2019



Closed Cases YTD

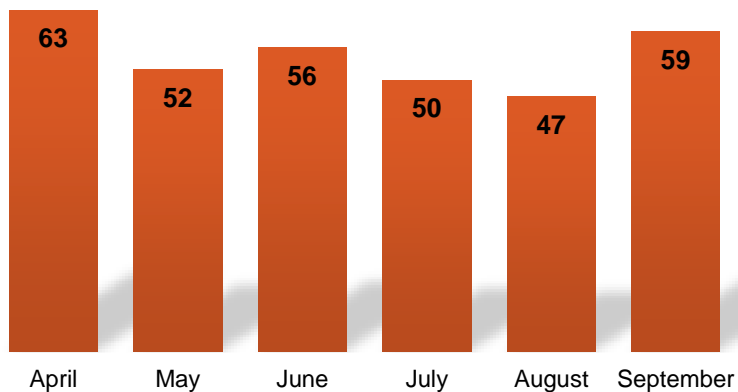
The chart represents the total number of closed CID cases thru September 2019, broken down by crimes against persons and property crimes.

CID Closed Cases - Year to Date 2019 (Admin, Ex-Clear, No Status, Unfounded, Arrest)



Lt. Varner- Investigations Division

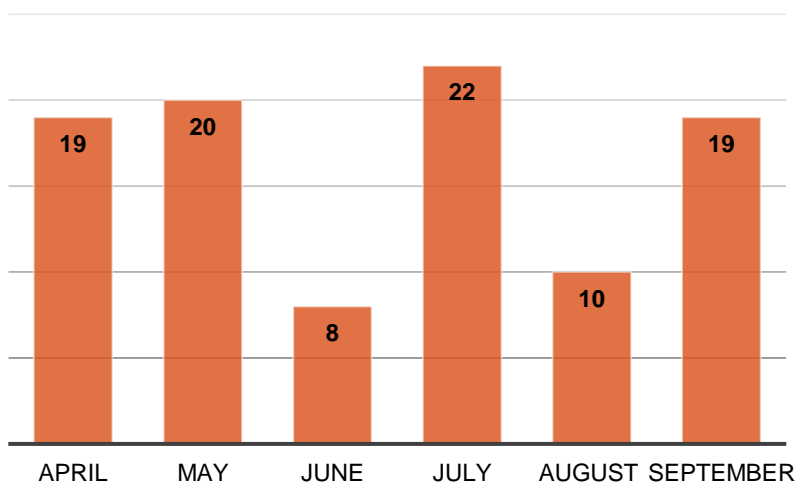
New VA Cases September 2019



New Victim Advocate Cases

There were 59 new cases assigned in September 2019. The average number of cases in the last six months are 55 cases. The increase in abuse cases, frauds, and DV cases has a significant contribution to this month's new victim numbers.

Crime Analysis - Cases Worked September 2019



Crime Analyst Cases Worked

Crime Analyst Ellis worked 19 cases during the month of September, along with assisting officers with 6 analysis requests, 8 bulletins created, 12 gang related research/intelligence projects, and several formal reports.

Lt. Varner- Investigations Division

CID TRAINING/OTHER

- CID personnel conducted a day of training for new officers in PTO training
- Detectives provided shift coverage on four night shifts this month
- Detective Arterburn attended the Crime Stoppers meeting in Greenville
- Detectives covered the departments Spartanburg Prelims this month
- Detective Arterburn attended Greenville Grand Jury
- Detective Hemric covered Greenville Grand Jury
- Detective Arterburn attended Homicide/Cold Case training in Georgia
- VA Weibel conducted LEVA & Victim Rights training at the Julie Valentine Center on the evening of 9/11
- VA Weibel attended Victim/Witness training in Spartanburg on 9/17
- VA Weibel conducted Risk Assessment training at the Greenville County DV training on 9/19
- VA Weibel attended SC Victim Assistance Network training on 9/26
- Vice began their attachment to the Greenville County Task Force this month