

GREER POLICE DEPARTMENT

November 2018 Monthly Report



GREER POLICE DEPARTMENT

November 2018 Monthly Report

Command Staff

Chief Hamby

Captain Pressley

Lt. Richardson-

Administrative Division

Lt. Kelley-

Operations Division

Lt. Fortenberry-

Patrol Division

Lt. Varnier-

Investigations Division



Cpl. Wilson at
Leadership Greer

Lt. Richardson- Administrative Division

Staffing Report

2018 Greer Police Department Staffing Report				
Department	Total Allocated Position	Current Staffing Level	Individuals on Light Duty, FMLA, or Military Leave	Positions to Fill
Sworn Officers	61 FT/ 1 PT	58 FT/ 0 PT	1	2FT/ 1 PT
Dispatch	13 FT	11 FT	0	2FT
Detention	6 FT	4 FT	0	2FT
Administrative	6 FT/ 1 PT	6FT/ 1 PT	0	0PT
Animal Control	1 FT	1FT	0	0
Total	87 FT/ 2 PT	80FT/ 1PT	1	6FT/1PT

Volunteer Hours

Citizens Academy Volunteer Hours												
	Jan	Feb	Mar	Apr	May	Jun	Jul	Aug	Sep	Oct	Nov	Dec
Monthly Total	71.25	7	95.25	66.5	133.75	127.5	118	95.25	106.65	102	108	
Total YTD	71.25	78.25	173.50	240	373.75	501.25	619.25	694.5	801.15	903.65	1011.65	

Departmental Training Report

Month	Classes	# Of Students	# Of Class Hours	Total Training Time
Jan. 2018	9	136	40	700
Feb. 2018	8	133	41	1,031
Mar. 2018	5	169	16	958
Apr. 2018	5	87	18	456
May 2018	5	117	15	312
June 2018	6	75	58	1,037
July 2018	9	170	29	450
Aug. 2018	5	132	16	614
Sept. 2018	6	134	104	1,578
Oct. 2018	10	217	81	1,138
Nov. 2018	7	190	46	1260
Total YTD	75	1,560	464	9,034

Lt. Richardson- Administrative Division

Community Engagement



Mom's Day Out First Responders Event at Suber Road Baptist Church



O'Neal Church of God dropped off 150 bags for Cops for Tots

Lt. Kelley- Operations Division

Communications Center

Dispatch and Call Frequency	Oct-18	Nov-18	% Change From Previous Month	Year to Date 2017	Year to Date 2018	% Change from previous year
Number of 911 Calls	1,355	1,273	-6.1%	14,807	14,327	-3.2%
Incoming 7-Digit Line Calls	4,132	5,281	27.8%	57,342	55,854	-2.6%
Police Calls for Service	2,830	3,023	6.8%	27,195	29,091	7.0%
Fire Calls for Service	800	477	-40.4%	3,016	5,197	72.3%
Total Dispatched Calls	3,630	3,500	-3.6%	30,211	30,788	1.9%

Detention Center

Inmate and Process Total	Oct-18	Nov-18	% Change From Previous Month	Year to Date 2017	Year to Date 2018	% Change from previous year
Number of Adults Processed	110	110	0.0%	1,652	1,458	-11.7%
Transported to Greenville	26	35	34.6%	497	476	-4.2%
Transported to Spartanburg	26	35	34.6%	239	289	20.9%
Juveniles Processed	2	4	100.0%	55	28	-49.1%
Hours Covered by Patrol	24	3	-87.5%	499	235	-52.9%

Lt. Kelley- Operations Division

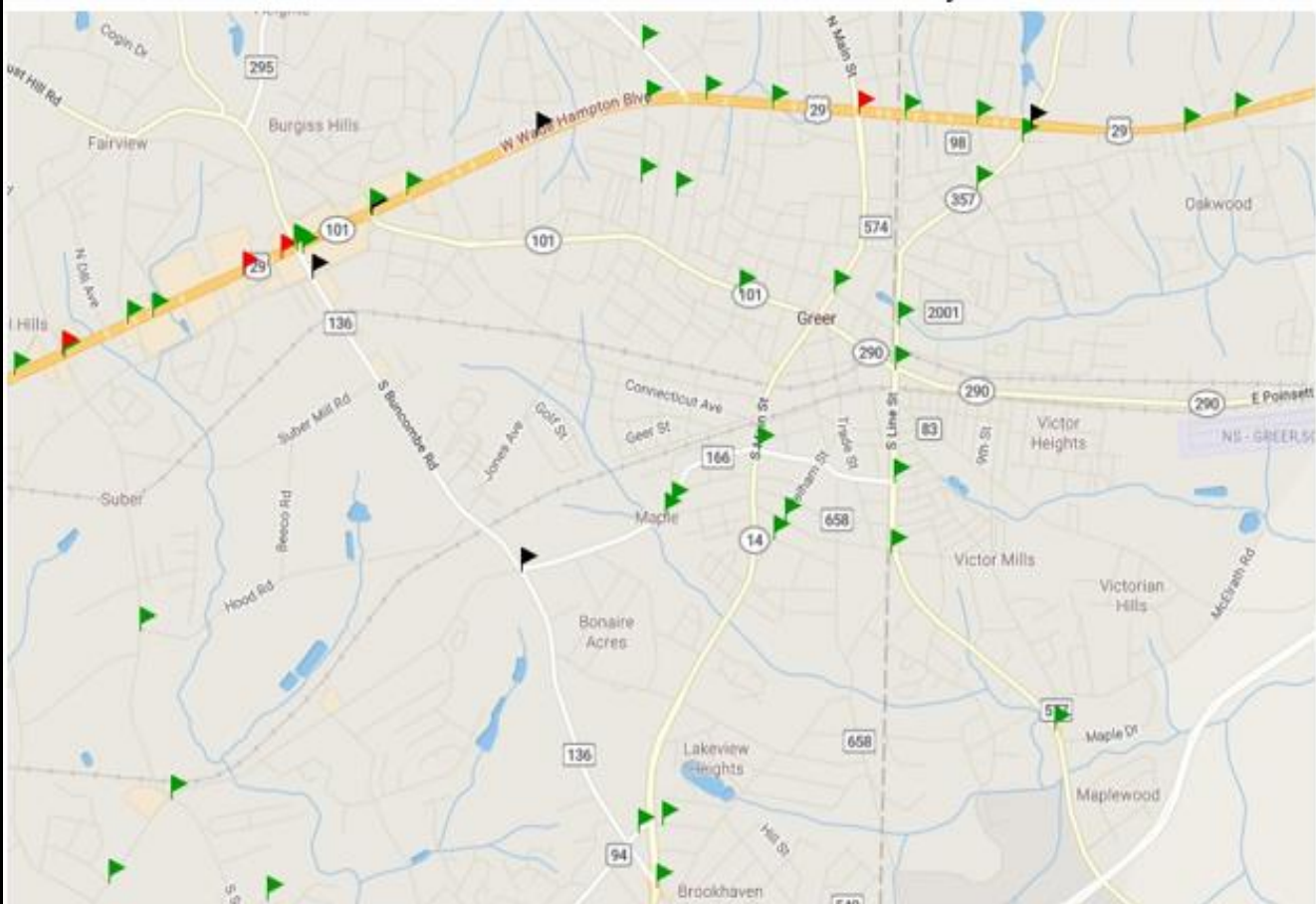
Animal Control Services

Animal Control Activity	October 2018	November 2018	% Change From Previous Month	Year to Date 2017	Year to Date 2018	% Change from previous year
Calls for Service	188	112	-40.4%	1,881	1,818	-3.3%
Live Dogs Picked Up	5	4	-20.0%	89	99	11.2%
Live Cats Picked Up	12	8	-33.3%	116	84	-27.6%
Traps Delivered	6	4	-33.3%	66	57	-13.6%
Follow Up Calls	18	8	-55.6%	132	145	9.8%
Citations Issued	0	1	#DIV/0!	6	10	66.7%

Lt. Fortenberry- Patrol Division

Police Patrol Activity	October-18	November-18	% Change	Last YTD	YTD	% Change
Citations issued	371	333	-10.24%	5,148	4,048	-21.37%
Arrests	129	112	-13.18%	1,689	1,547	-8.41%
Incident Reports	350	287	-18.00%	3,683	3,678	-0.14%
Collision Reports	136	146	7.35%	1,469	1,443	-1.77%
Warning Citations	276	288	4.35%	3,444	3,066	-10.98%
Patrol Miles	31,732	30,694	-3.27%	376,342	345,057	-8.31%
Warrants Served	59	112	89.83%	1,619	1,254	-22.54%

November Collisions on Roadways



Green Flags indicates 1-2 collisions.
 Black Flags indicates 2-4 collisions.
 Red Flags indicates 5 or more collisions.

Lt. Fortenberry- Patrol Division


Patrol Community Engagement



No Shave November



Mommy and Me Event at Suber Road Baptist



Roll Call Training



Greer Middle K9 Search



Soup Kitchen Hunger Walk



Traffic Enforcement

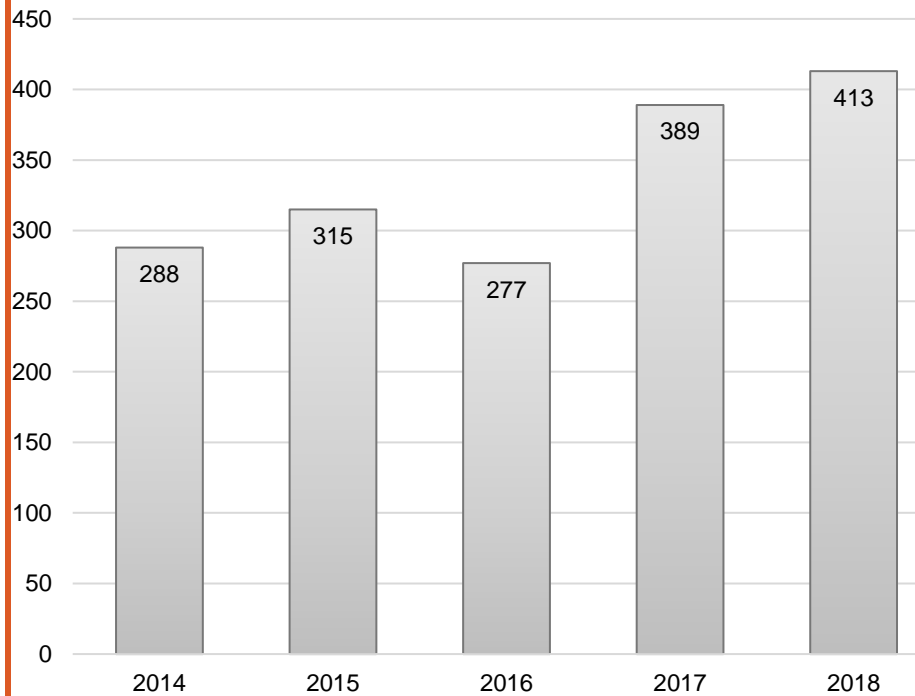
Lt. Varner- Investigations Division

Cases Assigned YTD

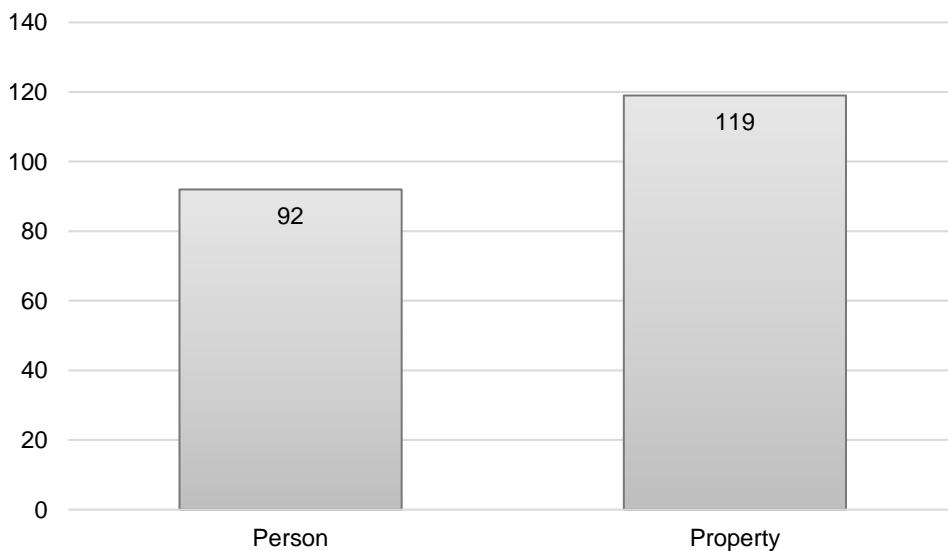
There were a total of 40 new cases assigned to CID in November 2018.

This brings the total number of cases assigned this year to 413, which is the highest number of assigned cases YTD in the past 5 years. 2018 is showing a 6% increase from last year but a 33 % increase from 2016. The average number of cases assigned for the past 5 years, thru November, is 336 cases. 2018 shows a 19% increase in number of cases assigned than the average from the past five years.

CID Assigned Cases Year to Date - November 2018



CID Closed Cases - Year to Date 2018 (Admin, Ex-Clear, No Status, Unfounded, Arrest)

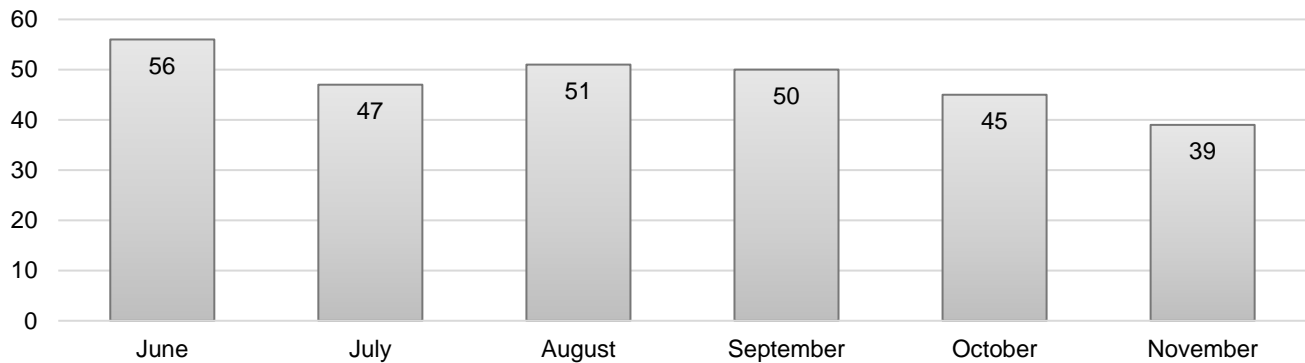


Closed Cases YTD

The chart represents the total number of cases CID has closed thru November 2018, broken down by crimes against persons and property crimes. CID has closed a total of 211 cases in 2018 which is 51% of the total cases assigned.

Lt. Varner- Investigations Division

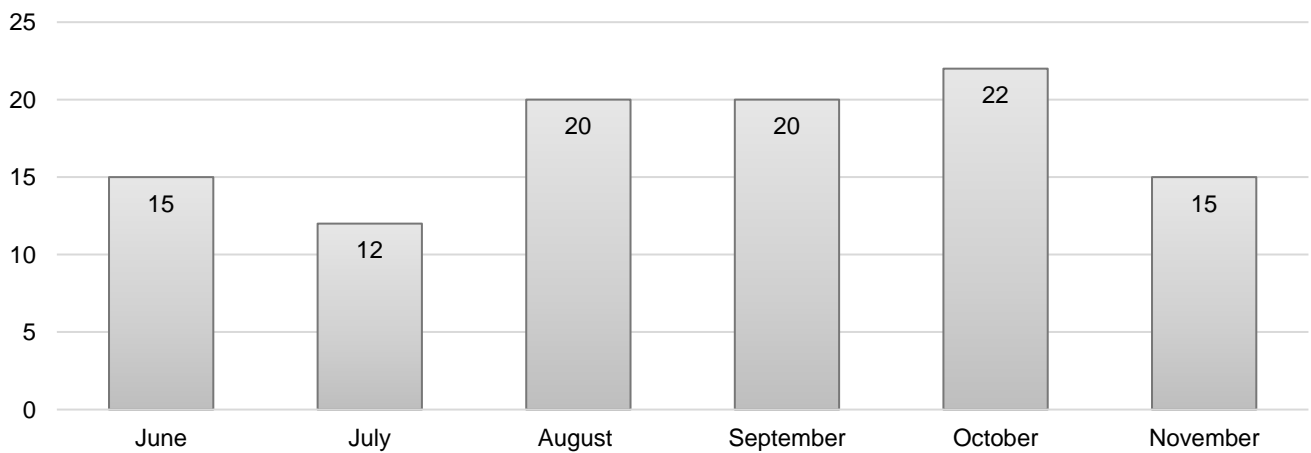
New VA Cases November 2018



New Victim Advocate Cases

There were 39 new cases assigned in November 2018 which is lower than the six month average of 48 new cases assigned. The number of assigned VA cases has remained consistent this year. She spent 14 hours with victims in court and followed up on at least 8 cases from prior months.

Crime Analysis - Cases Worked November 2018



Crime Analyst Cases Worked

Crime Analyst Ellis spent approximately 37 hours working 15 different cases.

Lt. Varner- Investigations Division

Vice/Narcotics Activity for November 2018

Arrests: 5 adults

Undercover Operations: 2

Agency Assists: 6

Firearms Seized: 0

Money Forfeited: \$0

Search Warrants Executed: 1

**** 20 alcohol compliance checks were completed with 100% compliance**

Notable Events/Cases:

Det. Montgomery and Cpl. McWhite committed thirty hours this month to a gambling operation in Greenville. With the assistance of several agencies, 10 search warrants were served at 9 locations, 13 arrests were made, 49 arrest warrants were obtained, and approximately \$15,000 and 13 poker machines were seized.

On November 16, Sgt. Blackwell and Cpl. McWhite conducted an undercover hand-to-hand drug transaction in Greenville for the Greenville City Police Department. On November 28, Det. Montgomery and Cpl. McWhite returned and make a second purchase from the same individual in order for Greenville City Officers to obtain a search warrant.

CID TRAINING/OTHER

- CID was "called out" a total of only 10 hours.
- Investigators spent a total of 19 hours in court.
- Sgt. Blackwell assisted OSD and spent two Wednesdays as bailiff.
- CID attended the Aurora Colorado Active Shooter seminar in Greenville.
- Det. Hemric had surgery and came back on light duty.
- Detectives Hemric, Bash, McWhite, and Montgomery participated in ERT training.
- Victim Advocates Weibel and Chandler attended the LEVA conference at Myrtle Beach (one week).
- Crime Analyst Ellis took some much deserved time off (only three days but it felt like much longer).