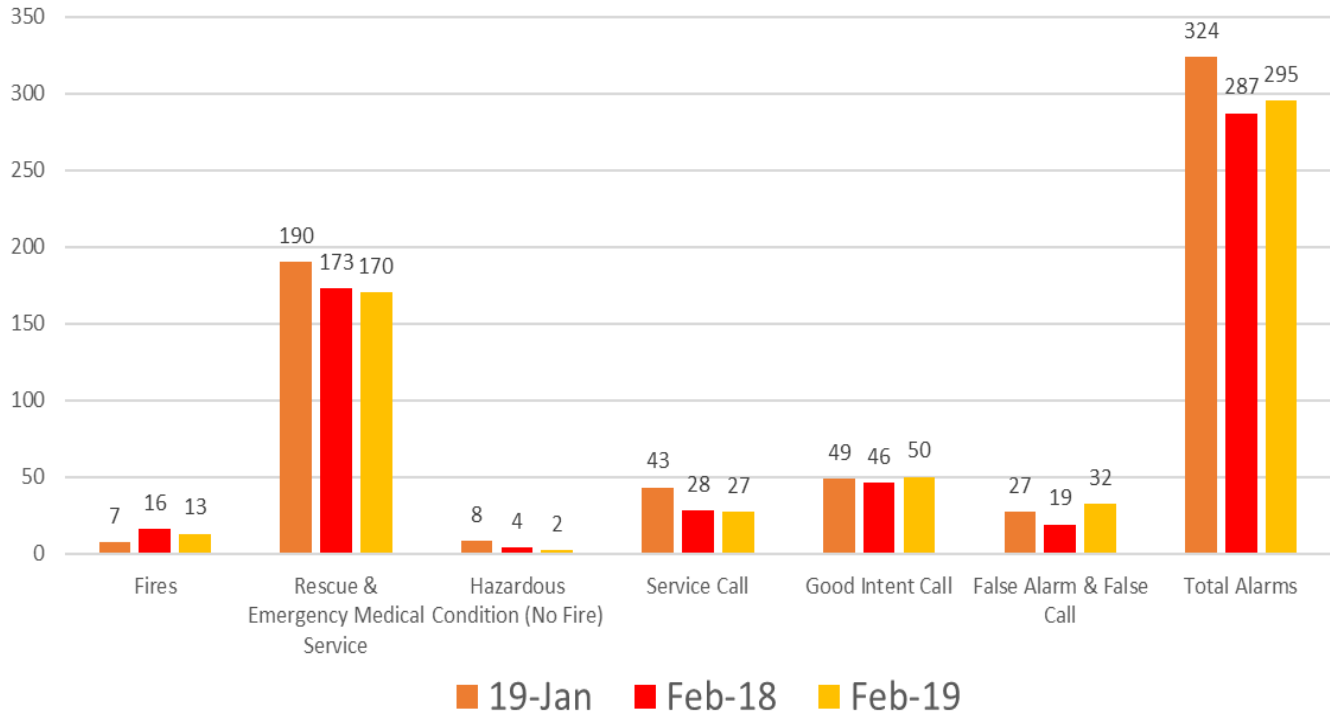




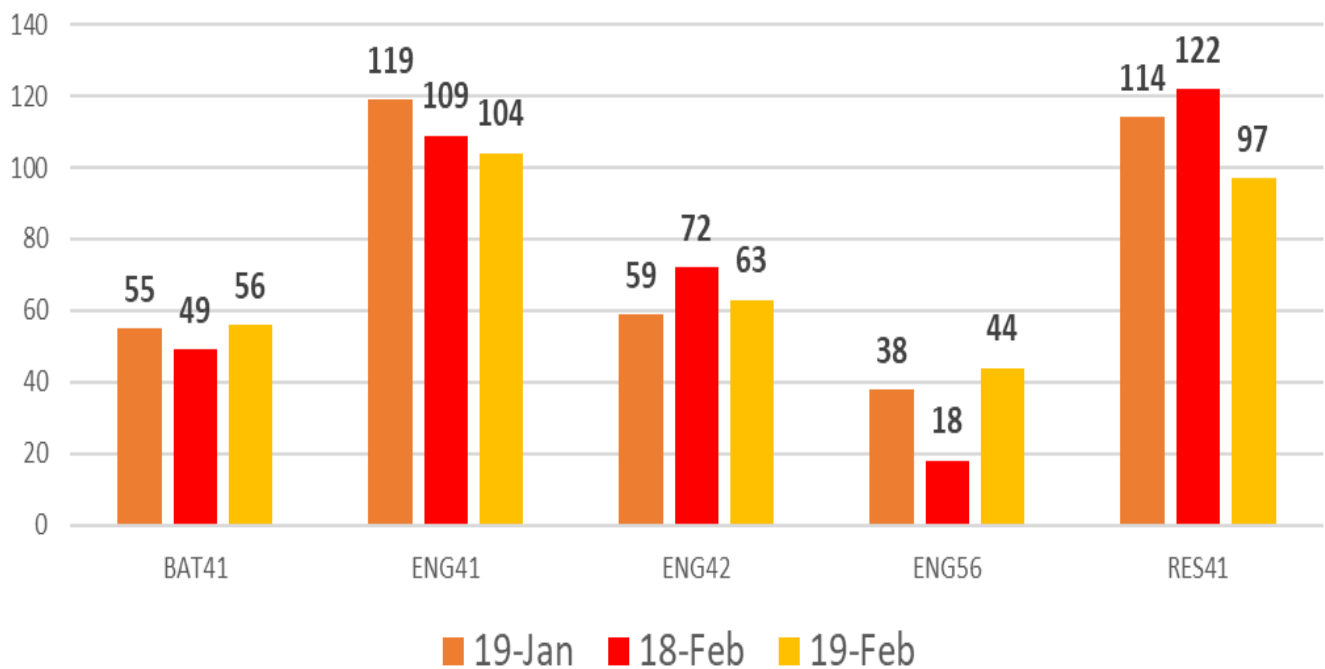
# City of Greer Fire Department Monthly Report February 2019



## MAJOR INCIDENT TYPES



## APPARATUS RESPONSE





# City of Greer Fire Department

## Monthly Report

### February 2019



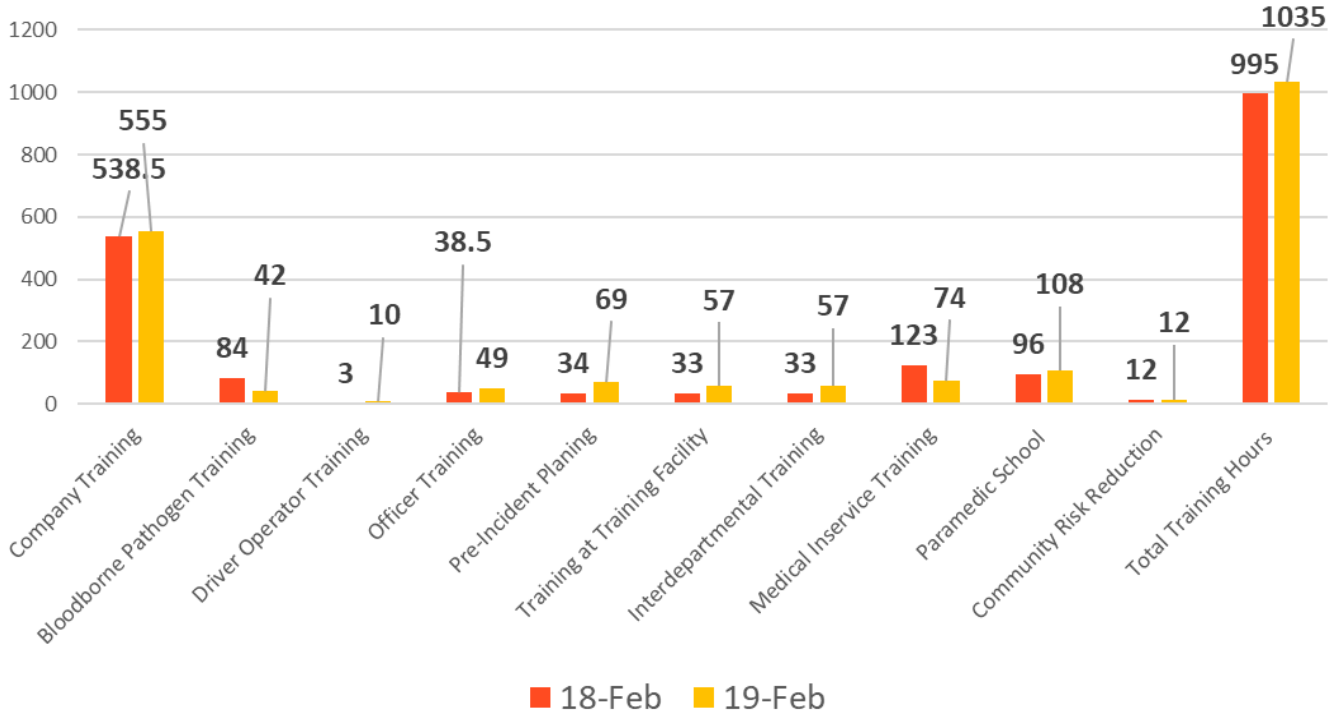
<b>NFPA REPORT</b> FIRES IN STRUCTURES BY FIXED PROPERTY USE (OCCUPANCY)		NUMBER OF INCIDENTS	DEATHS	INJURIES	EST. PROP. DAMAGE
1	Private Dwellings (1 or 2 family), including mobile homes (FPU 419)	7	0	0	\$4,000.00
2	Apartments (3 or more families) (FPU 429)	3	0	0	\$0.00
3	Hotels and Motels (FPU 449)	0	0	0	\$0.00
4	All Other Residential (dormitories, boarding houses, tents, etc.) (FPU 400, 439, 459-499)	0	0	0	\$0.00
5	<b>TOTAL RESIDENTIAL FIRES (Sum of lines 1 through 4)</b>	<b>10</b>	<b>0</b>	<b>0</b>	<b>\$4,000.00</b>
6	Public Assembly (church, restaurant, clubs, etc.) (FPU 100-199)	2	0	0	\$0.00
7	Schools and Colleges (FPD 200-299)	0	0	0	\$0.00
8	Health Care and Penal Institutions (hospitals, nursing homes, prisons, etc.) (FPU 300-399)	0	0	0	\$0.00
9	Stores and Offices (FPU 500-599)	1	0	0	\$7,000.00
10	Industry, Utility, Defense, Laboratories, Manufacturing (FPU 600-799)	0	0	0	\$0.00
11	Storage in Structures (barns, vehicle storage garages, general storage, etc.) (FPU 800-899)	0	0	0	\$0.00
12	Other Structures (outbuildings, bridges, etc.) (FPU 900-999)	0	0	0	\$0.00
13	<b>TOTAL FOR STRUCTURE FIRES (Sum of lines 5 through 12)</b>	<b>13</b>	<b>0</b>	<b>0</b>	<b>\$11,000.00</b>
14a	Fires in Highway Vehicles (autos, trucks, buses, etc.) (IT 131-132, 136-137)	2	0	0	\$5,000.00
14b	Fires in Other Vehicles (planes, trains, ships, construction or farm vehicles, etc.) (IT 130, 133-135, 138)	0	0	0	\$0.00
15	Fires outside of Structures with Value Involved, but Not Vehicles (outside storage, crops, timber, etc.) (IT 140, 141, 161, 162, 164, 170-173)	2	0	0	\$4,000.00
16	Fires in Brush, Grass, Wildland (excluding crops and timber), with no value involved (IT 142-143)	1	0	0	\$0.00
17	Fires in Rubbish, Including Dumpsters (outside of structures), with no value involved (IT 150-155)	0	0	0	\$100.00
18	All Other Fires (IT 100, 160, 163)	0	0	0	\$0.00
19	<b>TOTAL FOR FIRES (Sum of lines 13 through 18)</b>	<b>18</b>	<b>0</b>	<b>0</b>	<b>\$20,000.00</b>
20	Rescue, Emergency Medical Responses (ambulances, EMS, rescue) (IT 300-381)	360	0	0	\$0.00
21	False Alarm Responses (malicious or unintentional false calls, malfunctions, bomb scares) (IT 700-746)	59	0	0	\$2,000.00
22	Mutual Aid Responses Given	1	0	0	\$0.00
23a	Hazards Materials Responses (spills, leaks, etc.) (IT 410-431)	3	0	0	\$0.00
23b	Other Hazardous Responses (arcing wires, bomb removal, power line down, etc.) (IT 440-482, 400)	7	0	0	\$0.00
24	All Other Responses (smoke scares, lock-outs, animal rescues, etc.) (IT 200-251, 500-699, 800-911)	170	0	0	\$0.00
25	<b>TOTAL FOR ALL INCIDENTS (Sum of lines 19 through 24)</b>	<b>618</b>	<b>2</b>	<b>7</b>	<b>\$20,000.00</b>



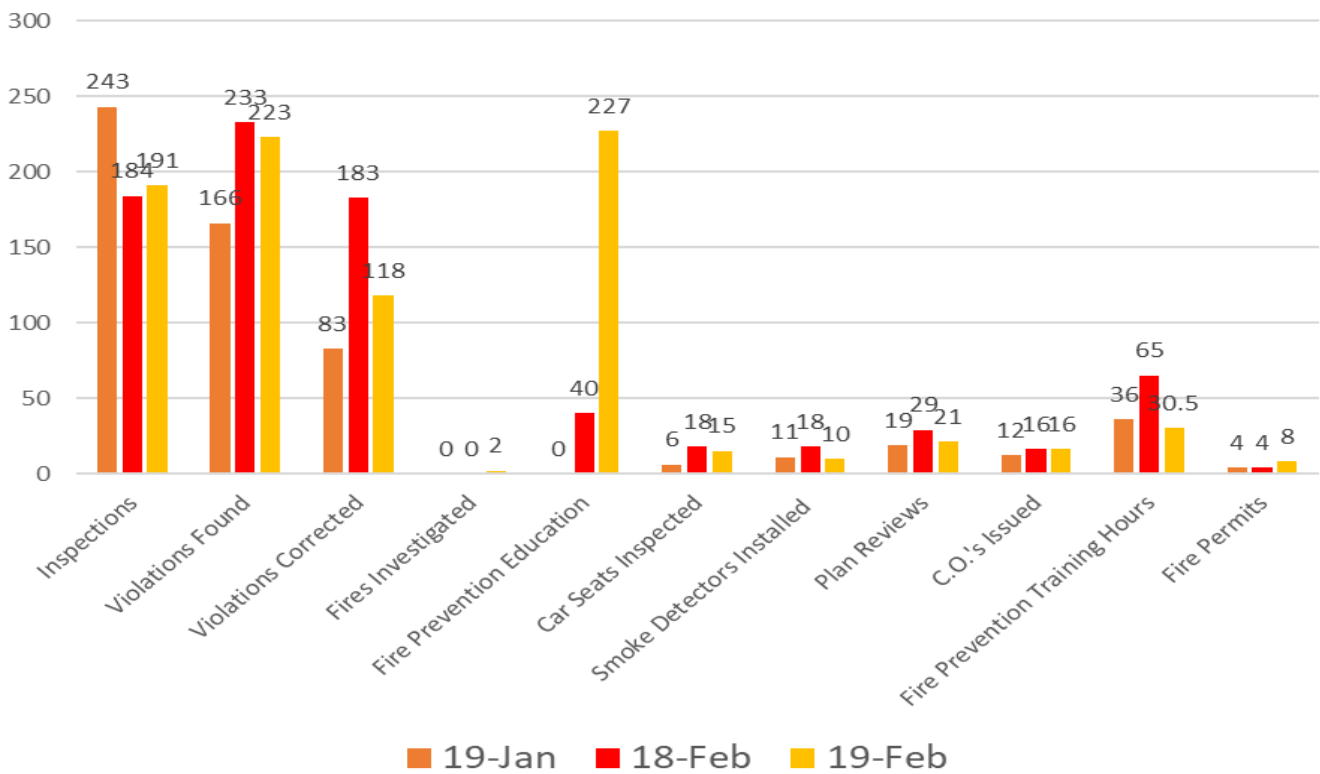
# City of Greer Fire Department Monthly Report February 2019



## DEPARTMENT TRAINING



## OFFICE OF THE FIRE MARSHAL

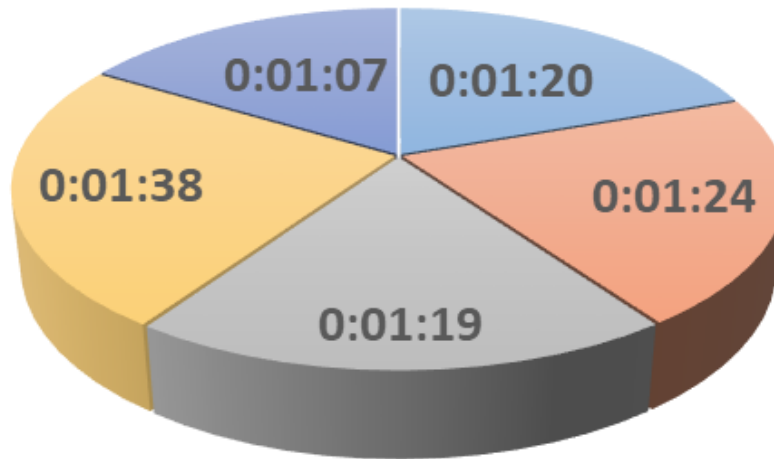




City of Greer Fire Department  
Monthly Report  
February 2019

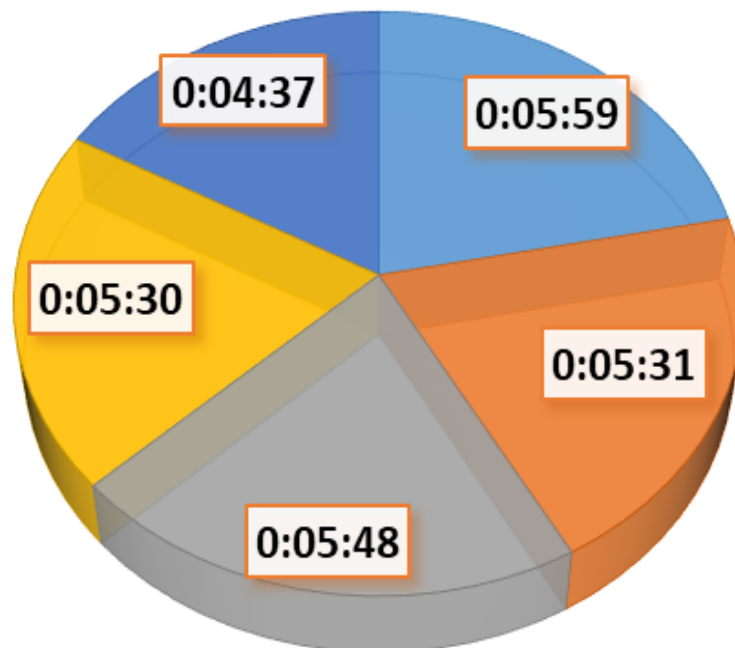


**APPARATUS TURNOUT TIME (min)**  
**(Dispatch to Enroute)**  
**FEBRUARY**



■ BAT41 ■ EN41 ■ EN42 ■ EN56 ■ R41

**AVERAGE RESPONSE TIME, MINUTES**  
**(DISPATCH TO ARRIVED)**  
**FEBRUARY**



■ BAT41  
■ EN41  
■ EN42  
■ EN56  
■ R41