

# GREER POLICE DEPARTMENT

August 2018 Monthly Report



# GREER POLICE DEPARTMENT

August 2018 Monthly Report

## Command Staff

Chief Hamby

Captain Pressley

Lt. Richardson-

Administrative Division

Lt. Kelley-

Operations Division

Lt. Fortenberry-

Patrol Division

Lt. Varner-

Investigations Division



Fallen Officer  
 Memorial Fund  
 Pancake Dinner

## Lt. Richardson- Administrative Division

### Staffing Report

| 2018 Greer Police Department Staffing Report |                          |                        |  |                   |
|--|--------------------------|------------------------|--|-------------------|
| Department                                   | Total Allocated Position | Current Staffing Level | Individuals on Light Duty, FMLA, or Military Leave | Positions to Fill |
| Sworn Officers                               | 61 FT/ 1 PT              | 57 FT/ 0 PT            | 0  | 4FT/ 1 PT         |
| Dispatch                                     | 12 FT/ 1 PT              | 12 FT/ 1PT             | 0  | 0                 |
| Detention                                    | 6 FT                     | 5 FT                   | 0  | 1FT               |
| Administrative                               | 6 FT/ 1 PT               | 6FT/ 1 PT              | 0  | 0                 |
| Animal Control                               | 1 FT                     | 1FT                    | 0  | 0                 |
| <b>Total</b>                                 | <b>86 FT/ 3 PT</b>       | <b>81FT/ 2PT</b>       | <b>0</b>   | <b>5FT/1PT</b>    |

### Volunteer Hours

| Citizens Academy Volunteer Hours |       |       |        |      |        |        |        |       |     |     |     |     |
|----------------------------------|-------|-------|--------|------|--------|--------|--------|-------|-----|-----|-----|-----|
|                                  | Jan   | Feb   | Mar    | Apr  | May    | Jun    | Jul    | Aug   | Sep | Oct | Nov | Dec |
| Monthly Total                    | 71.25 | 7     | 95.25  | 66.5 | 133.75 | 127.5  | 118    | 95.25 |     |     |     |     |
| Total YTD                        | 71.25 | 78.25 | 173.50 | 240  | 373.75 | 501.25 | 619.25 | 694.5 |     |     |     |     |

### Departmental Training Report

| Month            | Classes   | # Of Students | # Of Class Hours | Total Training Time |
|------------------|-----------|---------------|------------------|---------------------|
| Jan. 2018        | 9         | 136           | 40               | 700                 |
| Feb. 2018        | 8         | 133           | 41               | 1,031               |
| Mar. 2018        | 5         | 169           | 16               | 958                 |
| Apr. 2018        | 5         | 87            | 18               | 456                 |
| May 2018         | 5         | 117           | 15               | 312                 |
| June 2018        | 6         | 75            | 58               | 1,037               |
| July 2018        | 9         | 170           | 29               | 450                 |
| Aug. 2018        | 5         | 132           | 16               | 614                 |
| <b>Total YTD</b> | <b>52</b> | <b>1,019</b>  | <b>233</b>       | <b>5,058</b>        |

**Lt. Richardson- Administrative Division**

**Community Engagement**



Homeless Tent in woods next to Maple Creek Drycleaners



Officers interacting with the Community at National Night Out

## Lt. Kelley- Operations Division

### Communications Center

| Dispatch and Call Frequency | Jul-18 | Aug-18 | % Change From Previous Month | Year to Date 2017 | Year to Date 2018 | % Change from previous year |
|-----------------------------|--------|--------|------------------------------|-------------------|-------------------|-----------------------------|
| Number of 911 Calls         | 1,409  | 1,378  | -2.2%                        | 10,876            | 10,310            | -5.2%                       |
| Incoming 7-Digit Line Calls | 5,691  | 4,675  | -17.9%                       | 42,074            | 42,359            | 0.7%                        |
| Police Calls for Service    | 2,458  | 2,505  | 1.9%                         | 19,064            | 20,966            | 10.0%                       |
| Fire Calls for Service      | 518    | 726    | 40.2%                        | 2,207             | 3,273             | 48.3%                       |
| Total Dispatched Calls      | 2,976  | 3,231  | 8.6%                         | 21,271            | 24,239            | 14.0%                       |

### Detention Center

| Inmate and Process Total   | Jul-18 | Aug-18 | % Change From Previous Month | Year to Date 2017 | Year to Date 2018 | % Change from previous year |
|----------------------------|--------|--------|------------------------------|-------------------|-------------------|-----------------------------|
| Number of Adults Processed | 134    | 143    | 6.7%                         | 1,159             | 1,135             | -2.1%                       |
| Transported to Greenville  | 46     | 53     | 15.2%                        | 361               | 388               | 7.5%                        |
| Transported to Spartanburg | 28     | 20     | -28.6%                       | 153               | 209               | 36.6%                       |
| Juveniles Processed        | 2      | 4      | 100.0%                       | 36                | 22                | -38.9%                      |
| Hours Covered by Patrol    | 8      | 8      | 0.0%                         | 341               | 203               | -40.5%                      |

## Lt. Kelley- Operations Division

### Animal Control Services

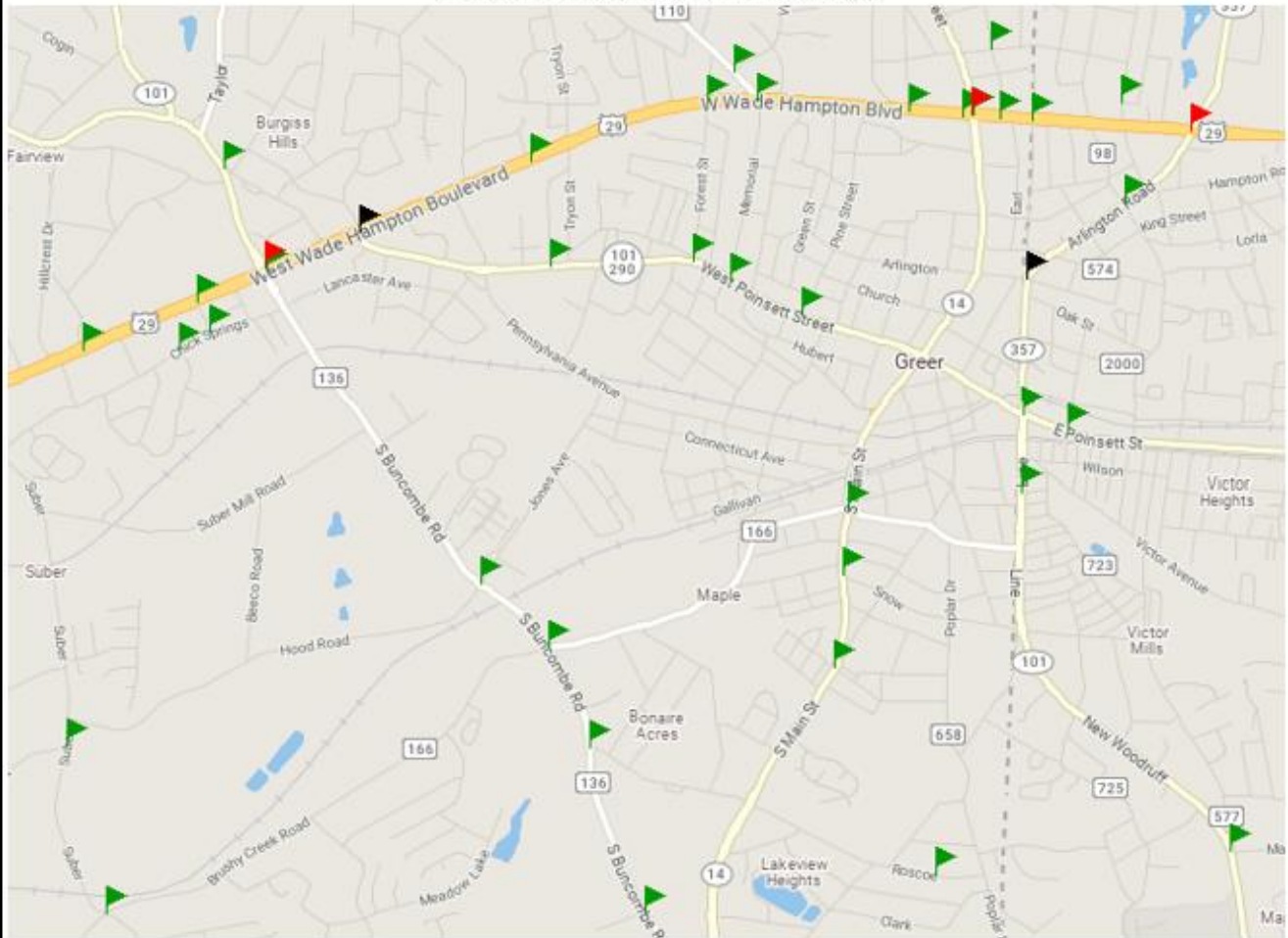
| <b>Animal Control Activity</b> | <b>July 2018</b> | <b>August 2018</b> | <b>% Change From Previous Month</b> | <b>Year to Date 2017</b> | <b>Year to Date 2018</b> | <b>% Change From Previous Year</b> |
|--------------------------------|------------------|--------------------|-------------------------------------|--------------------------|--------------------------|------------------------------------|
| <b>Calls for Service</b>       | 210              | 172                | -18.1%                              | 1,383                    | 1,395                    | 0.9%                               |
| <b>Live Dogs Picked Up</b>     | 15               | 4                  | -73.3%                              | 62                       | 83                       | 33.9%                              |
| <b>Live Cats Picked Up</b>     | 13               | 13                 | 0.0%                                | 95                       | 62                       | -34.7%                             |
| <b>Traps Delivered</b>         | 6                | 6                  | 0.0%                                | 48                       | 45                       | -6.3%                              |
| <b>Follow Up Calls</b>         | 14               | 16                 | 14.3%                               | 98                       | 106                      | 8.2%                               |
| <b>Citations Issued</b>        | 3                | 1                  | -66.7%                              | 4                        | 8                        | 100.0%                             |



## Lt. Fortenberry- Patrol Division

| Police Patrol Activity | July-18 | August-18 | % Change | Last YTD | YTD     | % Change |
|------------------------|---------|-----------|----------|----------|---------|----------|
| Citations issued       | 293     | 392       | 33.79%   | 3,732    | 2,952   | -20.90%  |
| Arrests                | 150     | 152       | 1.33%    | 1,200    | 1,185   | -1.25%   |
| Incident Reports       | 368     | 355       | -3.53%   | 2,590    | 2,736   | 5.64%    |
| Collision Reports      | 120     | 138       | 15.00%   | 1,018    | 1,036   | 1.77%    |
| Warning Citations      | 233     | 271       | 16.31%   | 2,375    | 2,263   | -4.72%   |
| Patrol Miles           | 30,112  | 28,417    | -5.63%   | 272,938  | 253,247 | -7.21%   |
| Warrants Served        | 171     | 111       | -35.09%  | 1,104    | 994     | -9.96%   |
| Field Interviews       | 1       | 7         | 600.00%  | 150      | 48      | -68.00%  |

### August Collisions on Roadways



Green Flags indicates 1-2 collisions.  
 Black Flags indicates 2-4 collisions.  
 Red Flags indicates 5 or more collisions.

**Lt. Fortenberry- Patrol Division**

**Patrol Community Engagement**



Greer Middle  
Student Visit at  
the PD

Rollover  
Collision on  
Gilliam Road



Suber Road  
Baptist Church  
Painting

National Night  
Out

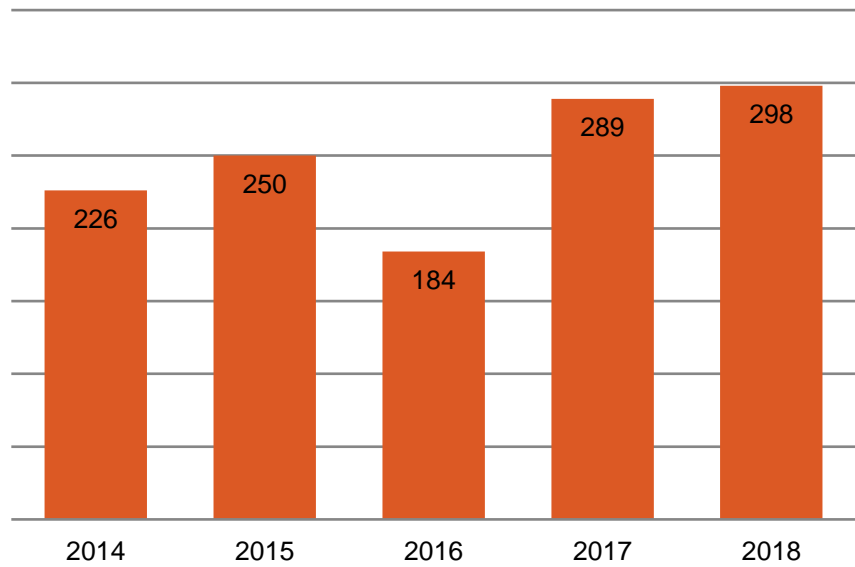


## Lt. Varner- Investigations Division

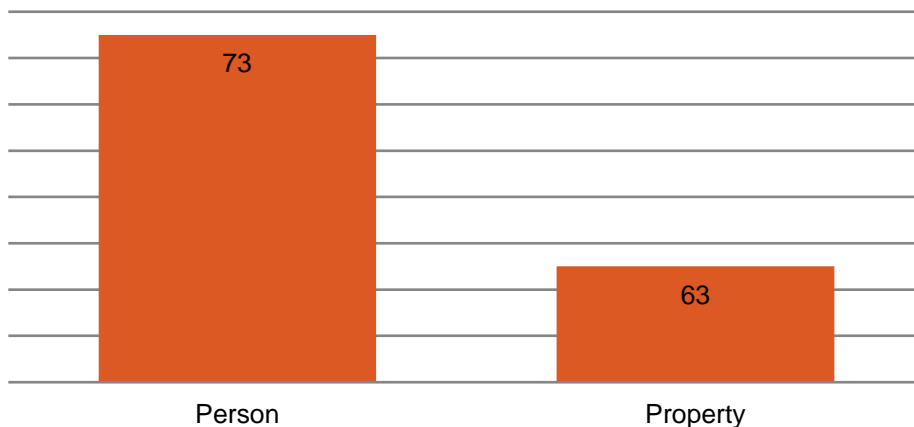
### Cases Assigned YTD

There were a total of 43 new cases assigned to CID in August 2018. This brings the total number of cases assigned this year to 298 which is the highest number of assigned cases YTD in the past 5 years. The number of cases assigned is holding steady at approximately 10% of last year's number of assigned cases.

### CID Assigned Cases Year to Date - August 2018



### CID Closed Cases - Year to Date 2018 (Admin, Ex-Clear, No Status, Unfounded, Arrest)



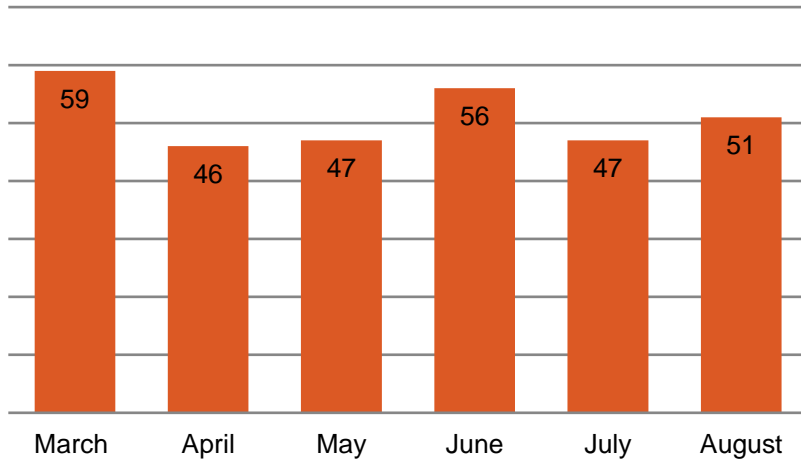
### Closed Cases YTD

The chart represents the total number of cases CID has closed through August 2018 broken down by crimes against persons and property crimes. CID has closed a total of 136 cases in 2018 which is 43% of the total cases assigned.



## Lt. Varner- Investigations Division

### New VA Cases August 2018



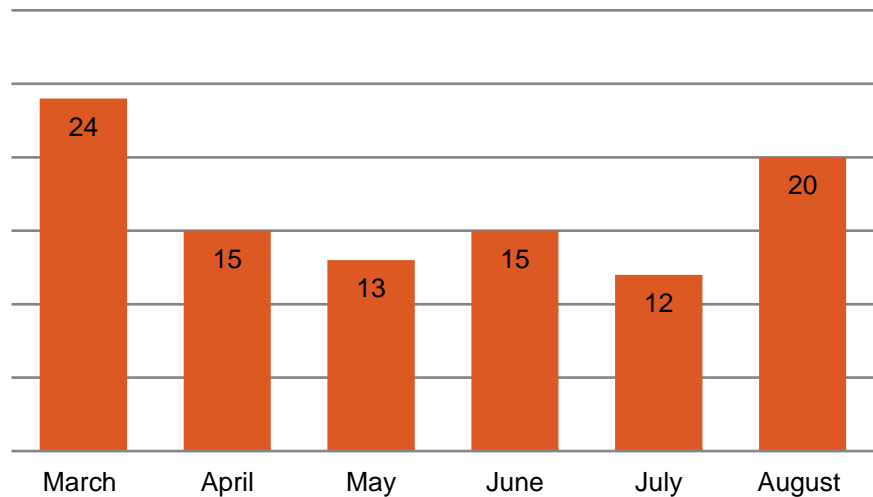
### New Victim Advocate Cases

There were 51 new cases assigned in August 2018 which is consistent with the six month average of 51 new cases assigned. The number of assigned VA cases has remained consistent this year.

### Crime Analyst Cases Worked

Crime Analyst Ellis spent time training Dana Chandler in her role as CID clerk. She also spent a great deal of time communicating with Spartanburg in an effort to fix the file sharing issue prohibiting us from digitally transferring files to their agency.

### Crime Analysis - Cases Worked August 2018



## Lt. Varner- Investigations Division

### Vice/Narcotics Activity for August 2018

**Arrests:** 9 adults

**Undercover Operations:** 0

**Agency Assists:** 7

**Firearms Seized:** 1

**Money Forfeited:** \$0

**Search Warrants Executed:** 3

**\*\* 15 alcohol compliance checks were completed with one sale to underage buyer**

#### Notable Events/Cases:

##### ***Assist Other Agency: Greenville County Sheriff's Office***

Det. Montgomery and Cpl. McWhite have been working a joint investigation with the Sheriff's Office and the Greenville City Police Department in Area 1 and throughout Greenville County. This month, a search warrant was executed and four pounds of marijuana, approximately 10,000 Xanax tablets, and marijuana wax was seized from the subject's residence. The subject of the investigation has agreed to cooperate with law enforcement and this case is pending.

##### ***CID TRAINING/OTHER***

- CID was "called out" a total of 5 hours.
- Investigators spent a total of 30.5 hours in court.
- Cpl. McWhite, Det. Montgomery, Det. Bash, and Det. Arterburn responded to two ERT call outs as part of the response team.
- Cpl. McWhite and Det. Montgomery both provided shift coverage for a total of 3 shifts covered.
- Sgt. Blackwell worked on the softball tournament (with Dana & Meghan's help).
- CID was called out for approximately 31 hours this month.
- CSC suspect fled to Las Vegas- through a joint effort with SLED, he was tracked down, captured, and is in the process of being extradited back to SC early September.